

NABCA Campus & Center Administrator Survey: Initial Results

Dr. Phyllis Bebko, Florida Atlantic University

Dr. Dennis Huffman, Prince George's Community College

April 15, 2010



Responses

- Opened on the NABCA website in July 2009
- Responses
 - 128 Individuals
 - 110 Institutions
- The institutions represented include more than 550 branches and centers



Types of Home Institutions

- 35% 2-year public
- 46% 4-year public
- 16% 4-year private non-profit

81% Public
62% 4-year



Type of Institution

- 47% main campus with branches
- 22% single campus with centers
- 21% multi-campus system



Credit Headcount of Home Institution

- 29% under 5,000
- 19% 5,000-10,000
- 20% 10,000-15,000
- 32% over 15,000



Definition: Branch Campus

- Geographically apart from main campus
- Offers wide range of programs leading to degrees or certificates
- Has :
 - Onsite administration
 - Significant budget autonomy
 - Resident faculty
 - Broad range of student support services



Definition - Center

- Geographically apart from main campus
- Offers single or limited range of programs leading to degrees or certificates
- Has:
 - Onsite management
 - Limited budget autonomy
 - Fewer or no resident faculty
 - Fewer student support services



How Many by Definition

Branches

- 24.1% 0
- 33% 1-2
- 43% 3+

Centers

- 17% 0
- 48% 1-2
- 34% 3+



What Portion of Students Take Courses on a Branch or Center?

- 22% under 10%
- 12% 11-15%
- 21% 16-25%
- 45% over 25%



The Administrators



Among Those Responding to the Survey

- 48% lead on one site
- 28.2% lead on multiple sites
- And a mix of academic, student services, development, and facilities admin.



Administrators' Preparation

- 52% Doctorate
- 38% Masters
- 6% Bachelors
-
- 4 year public –
78% doctorate
- 2 year –
24% doctorate



Administrators' Tenure



- 18% branch admin. >15 years
- 48% branch admin. 6-15 years
- 34% branch admin. <5 years

- 66% branch admin. 6 years +



Senior Administrators' Title

- “Other” 55%
- Dean, Associate or Assistant Dean 26%
- VP, Associate or Assistant VP 13%
- Provost, Associate or Assistant Provost 4%



Administrators' Boss

- "Other" 30%
- President 23%
- Vice President 20%
- Dean 14%
- Provost 14%



Typical Administrator Respondent

- Is the lead on one campus
- Has an earned doctorate
- Has spent 6+ years as a branch administrator



The Campus



Net Assignable Square Feet

- < 25,000 43%
- 25,000-50,000 28%
- >50,000 29%



Space and Location

- 52% owned
- 48% leased


- 4% on a military base

- 36% co-located with another institution



Distance from 'Mothership'

6% (all 2-year)	< 10 miles
17%	10-20 miles
36%	20-50 miles
17%	50-100 miles
13%	>200 miles




Distance from the 'Mother Ship'

15% of 2-year are > 50 miles

55% of 4-year public are > 50 miles

64% of 4-year private are > 50 miles

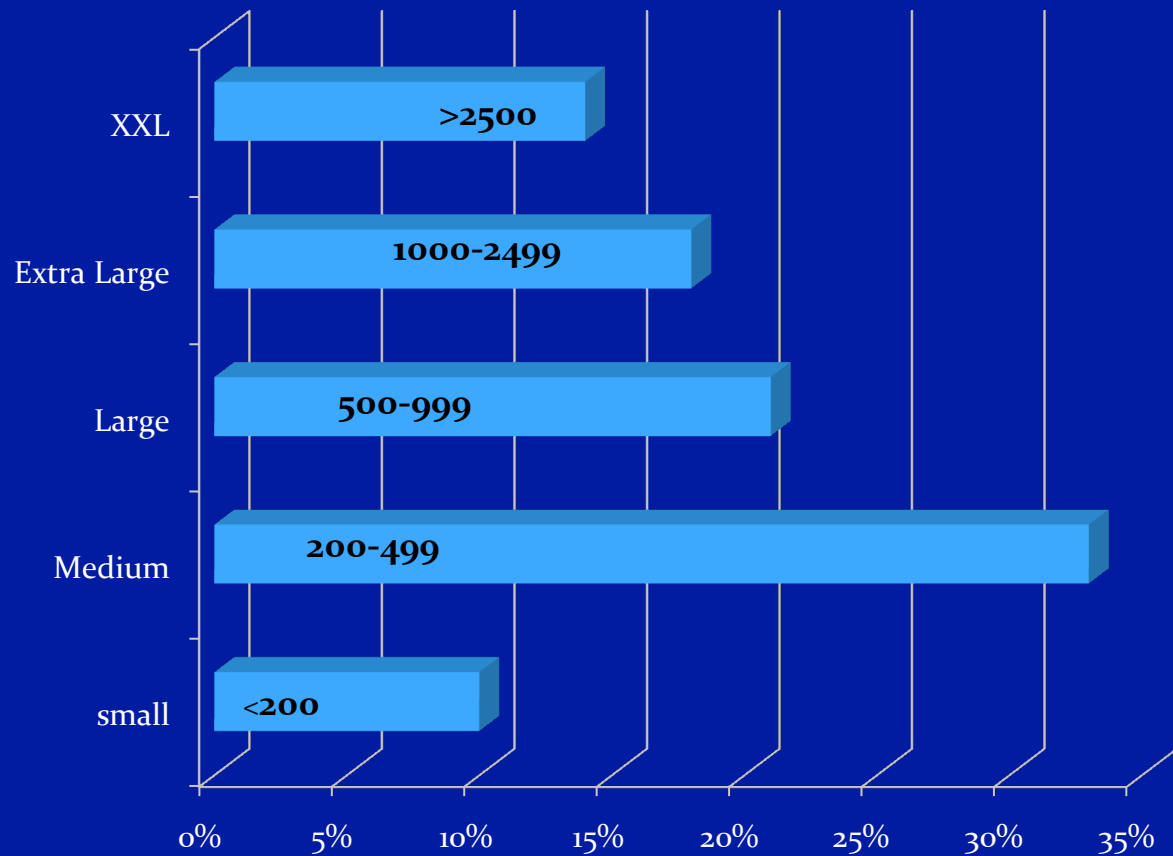


What Campus Is Called

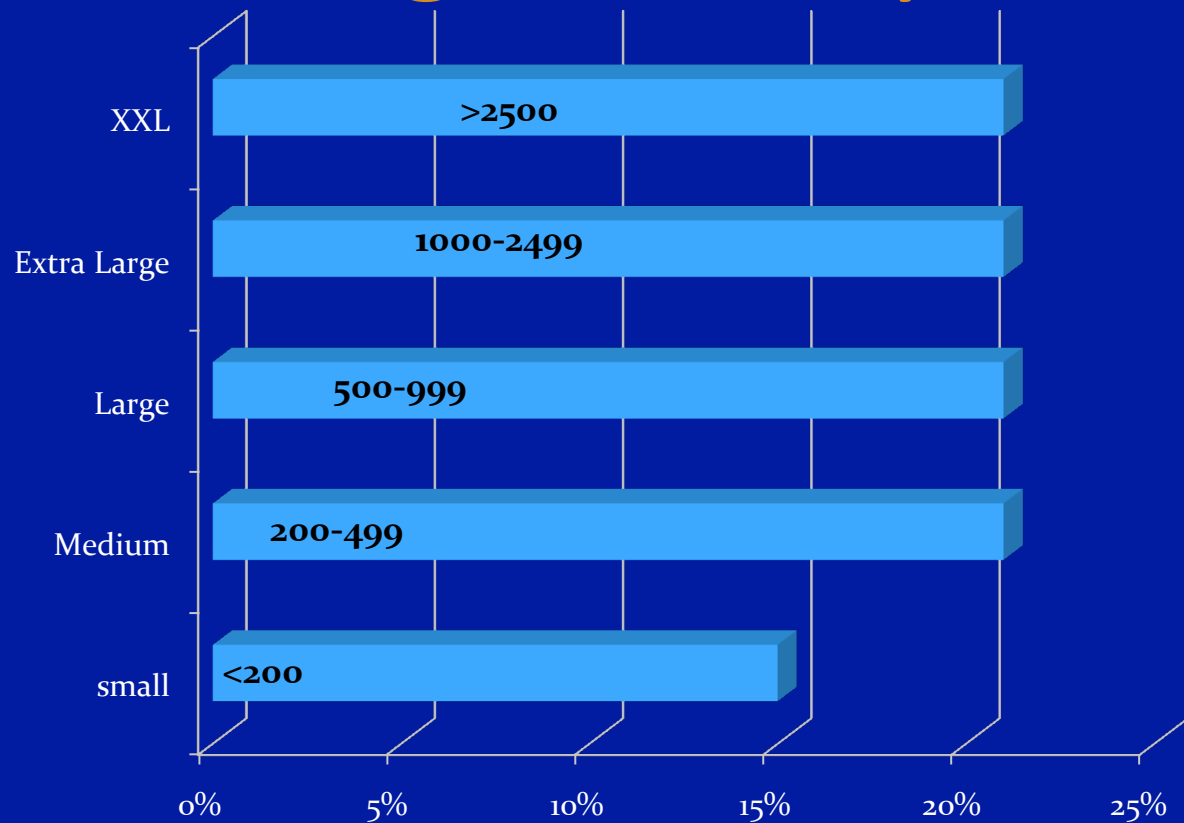
“Other”	26%
Branch	24%
Center	23%
Regional	15%
Site, Satellite, Extension, Institute	12%



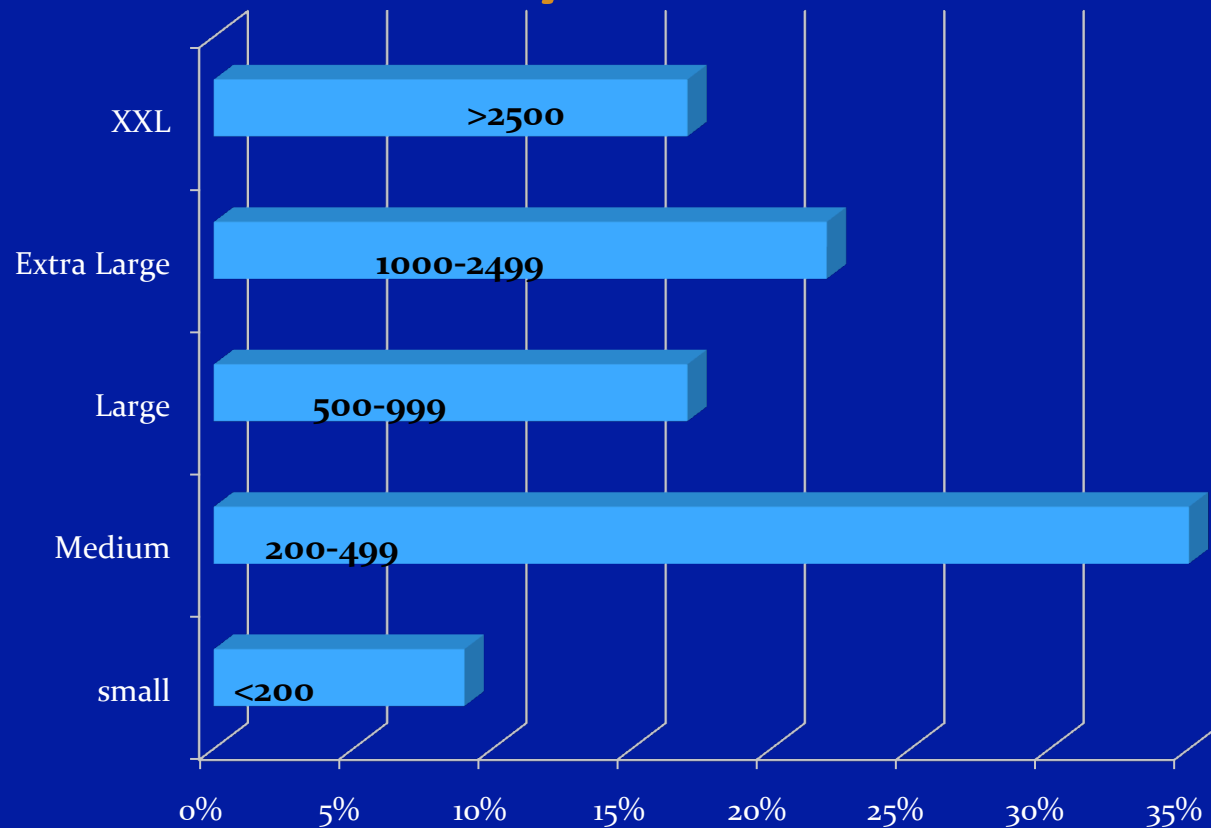
% of Responding Sites by Credit Headcount



% of Responding Community College Sites by Headcount



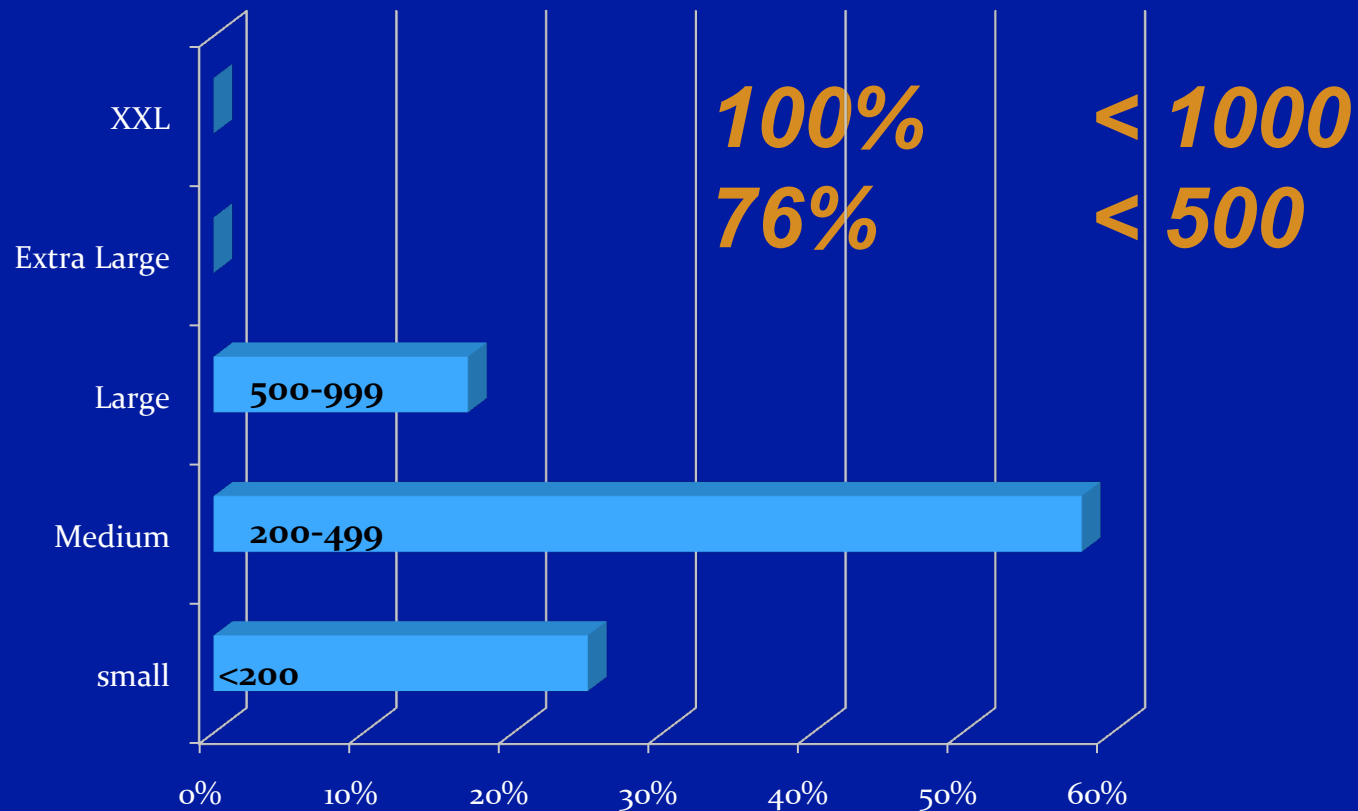
% of Responding 4-Yr. Public Sites by Headcount



61%
under
1000



% of Responding 4 Yr. Private Sites by Headcount



Noncredit Headcount

- More than 2/3 of responding institutions had fewer than 200 noncredit students.
- Community Colleges were the most likely to have higher numbers of noncredit students.



2/3+ of Credit Sections Taught by Adjunct or Visiting Faculty



2-year – 64%

4-year public – 20%

4-year private – 73%



Number of Adjuncts Fall Term


39% - 25 or fewer

36% - 25-75

23% - 75+



Full Time Student Services Staff



Full-Time Student Services Staff

62.5% 2-year <4

35.3% 4-year <4




38% 4-year public >6



Part Time Student Services Staff

36% ---- none

42%  1-5

22%  >6



Model A – 2 Year Public

- Administrator with a Masters
- Institution of 5,000-15,000 credit students
- Campus of 200-500 students
- Branches serve > 20% of institution's students
- Commutable distance from main campus
- < 4 FT student support staff
- < 25% of classes taught by full time staff



Model B – 4 Year Public

- Administrator with a Doctorate
- Institution of more than 15,000 students
- Campus under 1000 credit students
- Branches serve > 15% of institution's students
- > 50 miles from main campus
- 3-10 FT student support staff
- > half of courses taught by full time staff



Model C – Large Campus

- 2- or 4-year public; > 25,000 students
- Branches serve > 25% institution's students
- Campus > 2,500 students
- Branch 10-50 miles from main campus
- Campus of 50,000+ sf, owned by institution
- > 40% classes taught by FT faculty;
- > 100 adjuncts
- > 15 FT student support staff



Model D – Co-Located Campus

- Four year public; > 10,000 students
- Branches serve > 20% institution's students
- Branch < 500 students
- > 50 miles from main campus
- Likely to be leased space; 25,000 sf or more
- < half of classes taught by FT faculty
- < 4 FT student support positions

