

2014 Conference Brochure

# Making an Impression in Minneapolis



International Association  
for Identification

99th International Educational Conference  
Minneapolis, Minnesota - August 10-16, 2014  
[theiai.org](http://theiai.org)



# International Association for Identification



## 99th International Educational Conference

MINNEAPOLIS, MINNESOTA AUGUST 10-16, 2014

This August the International Association for Identification will be in Minneapolis, Minnesota for the 99th International Educational Conference.

The Conference theme is *Making an Impression in Minneapolis* and you will be impressed by the schedule loaded with over 120 lecture presentations and 100 workshops packed into this 5-day experience ... all topics that you've been asking for!!

Experts will concentrate on the technologies and trends that have the greatest impact on forensic identification professionals. Presenters will provide hands-on workshops, and lectures and you'll benefit from the techniques and strategies that are being used by well-known agencies to solve high-profile cases.

The 99th International Educational Conference will provide the perfect opportunity for you to develop a network of peers that will enhance your skills and challenge your investigative mind as well as provide a tremendous resource of professional and personal friendships.

In addition to the intense educational program, the latest and most up-to-date forensic products and services will be on view at the more than 120 booths in the exhibit area.

This year's Conference is an opportunity that you won't want to miss ... join us and *Make an Impression in Minneapolis!!*

### JOIN US FOR BREAKFAST AND OUR OPENING CEREMONY

**Monday, August 11th 8:00 - 9:00 a.m.**

**Minneapolis Convention Center**

**NEC is Sponsoring a Full-Breakfast**

*What a great way to start your day and the Conference!*

Sponsored by



### REGISTRATION INFORMATION

#### FULL REGISTRATION

Includes mid-morning and mid-afternoon refreshment breaks each day, and all conference materials. Also, included in the full Registration is the Sunday President's Reception; Monday Breakfast; Tuesday-night Poster Presentation/Photo Contest and Reception; Wednesday Lunch and Dinner/Social; and Friday-night Installation and Closing Banquet. The Full Registration DOES NOT include workshops that require an additional fee, hotel accommodations, or travel.

#### DAILY REGISTRATION

Will receive only the non-fee educational sessions for that day, and entrance to Exhibit. Workshops are additional.

### Registration Hours

Sunday, 8/10	Noon - 8:00 p.m.	Tuesday, 8/12	7:00 a.m. - 2:00 p.m.
Monday, 8/11	6:00 a.m. - 8:00 a.m.	Wednesday, 8/13	7:00 a.m. - 2:00 p.m.
	11:00 a.m. - 6:00 p.m.	Thursday, 8/14	7:00 a.m. - Noon

### Speaker Check In

Sunday, 8/10	Noon - 8:00 p.m.	Wednesday, 8/13	7:00 a.m. - 5:00 p.m.
Monday, 8/11	6:00 a.m. - 8:00 a.m.	Thursday, 8/14	7:00 a.m. - 5:00 p.m.
	11:00 a.m. - 6:00 p.m.	Friday, 8/15	7:00 a.m. - Noon
Tuesday, 8/12	7:00 a.m. - 5:00 p.m.		



# Field Driven. Field Proven. Field Smart.

Introducing NEC NeoFace® Smart ID & NeoFace® Smart LC. Now you can deliver mobile biometrics identification & crime scene investigation using smartphones and tablets.

The NeoFace Smart ID & Latent Collection (LC) mobile biometric applications are game changers.

As the latest addition to the comprehensive suite of NEC Biometric Solutions, Smart ID & Smart LC add valuable functionality and superior performance – where it is needed most – in the field, delivering accurate and timely results organizations have come to expect and have driven NEC to a world leadership position in biometric technology.

NEC's NeoFace Solutions produces more matches from poor quality images than any other facial recognition solution. NeoFace Solutions – the fastest and the most accurate biometrics solution available today.

[necam.com/neoface](http://necam.com/neoface)

# BREAKFAST AND OPENING CEREMONY

**Monday, August 11th**  
**Minneapolis Convention Center**

Breakfast - 8:00 - 9:00am

Opening Ceremony - 9:00 - 11:00am

NEC is sponsoring a full-breakfast on Monday morning, 8:00am at the Minneapolis Convention Center.

At 9:00am following breakfast we will gather for the Conference Opening Ceremony where you'll have an opportunity to hear greetings from local, regional and state dignitaries as well as a fabulous keynote speaker.

There's no better way to start the week than with a motivational speaker like Tim Gard. A leading and recognized authority in burnout and the ever-looming threat of compassion fatigue, he delivers a rejuvenating and immediately applicable message.

Tim will impart his stress-reducing, success-generating perspective where you'll also learn how humor can be a very powerful and productive tool. He's one of the most in-demand speakers in the U.S. and this past year was inducted into the Speaker Hall of Fame.



**Tim Gard, CSP, CPAE**

Sponsored by

# NEC



## Shopping in the Minnesota Market!

**Wednesday, August 13th**  
**8:30 a.m. – 3:00 p.m.**  
**Exhibit Hall**

**Local vendors will offer the opportunity to see their products and souvenirs. This offers you one-stop-shopping for items to take home after the Conference.**



Advanced Biometric Systems



CAFIS



Mobile ID



LiveScan



Iris Recognition

3M Cogent is a global biometric identification solutions provider to governments, law enforcement agencies, and commercial enterprises. 3M Cogent provides the highest quality identification systems that focus on our customer's evolving biometric needs. 3M Cogent's end-to-end standalone or multi-modal biometric products and solutions offer 99.9% accuracy and full biometric database search with matching speeds of up to 10 million comparisons per second.

For more information, please visit [www.cogentsystems.com](http://www.cogentsystems.com)

3M Cogent, Inc.  
639 N. Rosemead Boulevard  
Pasadena, CA 91107 USA  
Tel: +1 (626) 325 - 9600  
Email: [CGTinfo@cogentsystems.com](mailto:CGTinfo@cogentsystems.com)



Gold Sponsor


**COGENT**  
a 3M Company





## STUDENT REGISTRATION

To qualify as a Student Registrant, individuals must be full-time students, not gainfully employed by a law enforcement agency, and provide a letter of authorization from the dean or their professor on school letterhead. This letter must accompany the registration.

Classes that would be of interest to students are indicated with the  as determined by the Student Advisory Committee. While these classes are suggestions, students should feel free to go to any available class or workshop that interests them. Please note that workshops may have additional fees attached. Also see the opportunity for Student Poster Presentations. (Details page 12)

## SOCIAL REGISTRATION

There will be staff available for Social Registration during the Conference registration hours listed on page 2. Social Registration includes the Sunday President's Reception, Monday Breakfast and Opening Ceremony, Tuesday-night Poster Presentation/Photo Contest and Reception, Wednesday-night Dinner & Social, and Friday-night Installation Banquet.

## FIRST-TIME ATTENDEES

First-time Attendees of the Conference will have an opportunity to meet the Conference Staff as well as their fellow first-time attendees on Sunday, August 10th at a Special Reception sponsored by Ron Smith & Associates. This is your chance to ask questions about what to expect during the week as well as build contacts and meet people that you'll be seeing during the week.

## ABOUT THE IAI

The International Association for Identification is a professional membership organization comprised of individuals worldwide who work in the field of forensic identification. With over 7,300 members from 77 countries, the IAI remains the oldest and largest forensic science/identification association in the world..

## RECORDING POLICY

It is the policy of the IAI that recording by means intended to capture images, video, audio, or a combination thereof of any lecture, workshop, or other IAI sanctioned proceeding shall be prohibited without the expressed written consent of the IAI. All requests shall be made in writing and forwarded to the Chief Operating Officer for consideration by the President, Chairman of the Board and/or Board of Directors. This policy is in no way intended to prevent the occasional photograph that may be taken during the course of a presentation provided that the instructor has given approval prior to such photograph being taken.

## BUSINESS MEETING

The IAI's Annual Business Meeting will be Friday, August 15th at 1:00 p.m. ALL members of the International IAI are encouraged to attend. This is the annual business meeting of the Association where officers for the next year are elected and other business is conducted.

## ACCOMMODATIONS

Please visit the IAI website for reservation assistance at local hotels. - <http://www.theiai.org/conference/2014/hotel.php>  
**The cutoff date for hotel reservations at the Conference rate is 7/8/14.**

## CONFERENCE LOCATION

All Educational Sessions and the Conference Exhibit will be held at the Minneapolis Convention Center in the heart of downtown Minneapolis.

### Questions?

**General Conference:  
Contact Candy Murray  
1-407-810-6112  
8:30 am -5:00 pm EST  
conference@theiai.org**

### Registration:

**Contact Roy Reed  
1-832-696-9448  
8:30 am – 5:00 pm CST  
register@theiai.org**

### Educational Program:

**Contact Jim Gettemy  
1-850-591-2732  
8:30 am – 5:00 pm EST  
edplanner@theiai.org**

Namebadges must be worn for all Educational Sessions and Social Events.

**Register Now, Click Here**



# TRUSTED BY THE BEST FOR OVER **35** YEARS

SERVING FBI NGI FOR  
10-PRINT, LATENT, PALM,  
AND RISC FAST-ID  
MATCHING

MorphoTrak is proud to provide AFIS and Livescan since 1974. MorphoTrak offers the technology and performance trusted by FBI NGI for 10-print, latent, and RISC fast-ID matching and over 50% of State and Local Law Enforcement. The proven, reliable provider of interoperable AFIS and Livescan: **MorphoTrak – Trusted by the best for over 35 years.**

[www.MorphoTrak.com](http://www.MorphoTrak.com) or call 1-800-368-9505





Minneapolis is a city that offers something for everyone. It is a place where critically-acclaimed shows, restaurants and museums mesh with the natural beauty of lakes, trails and parks.

Locals work and play in downtown Minneapolis. They live there, too – 35,000 people call downtown home. That's because this glittering metropolis is easy to get to, easy to get around and easily one of the most vibrant, engaging cities in America. Hot restaurants, cool shops, festive events and diverse entertainment ranging from professional sports to Broadway shows keep downtown constantly buzzing.

[www.theiai.org](http://www.theiai.org)  
[www.minneapolis.org](http://www.minneapolis.org)  
Photos: "Meet Minneapolis"





Duuunda...Duunda...Dunda Dunda....Dunda Dunda Dunda Dunda

# ACCREDITATION

is coming!

Are you floating along, blind to the dangers?

**WE CAN RESCUE YOUR AGENCY!**



**ISO MENTORING SERVICES**



IAI Centennial Celebration  
**GOLD SPONSOR**



Scan to download  
RS&A Services Booklet



Ron Smith & Associates, Inc. 1-866-832-6772 [www.RonSmithandAssociates.com](http://www.RonSmithandAssociates.com)

# Conference Social Events

## FIRST-TIME ATTENDEES

Sunday, August 10th, 6:00 – 7:00 p.m.

First-time Attendees of the Conference will have an opportunity to meet the Conference Staff as well as fellow first-time attendees at a special reception. The reception offers a chance to ask questions about what to expect during the Conference as well as build contacts and meet people that you'll be seeing during the week.

Sponsored by



## PRESIDENT'S WELCOMING RECEPTION

Sunday, August 10th, 7:00 p.m.

IAI President Lesley Hammer welcomes Conference attendees to the 99th International Educational Conference. You'll meet President Hammer and the IAI's Officers for this year's Conference. It is also an opportunity to see the friends that you've developed over the past conferences as well as meet new colleagues. This event is always a terrific kick-off to the week's activities and this year will be no exception.

Sponsored by



## EXHIBITORS' RECEPTION

Tuesday, August 12th, 4:00 – 7:00 p.m.

Tuesday night offers an action-packed reception in the exhibit hall. There will be poster presentations covering topics in the field of identification, crime scene search, as well as historical events relevant to identification. Additionally there will be student poster presentations and a full photo contest where forensic and creative entries will be on display.

Sponsored by

**AFIX**Technologies, Inc.:



## STUDENT POSTER SESSION

Students – this is an opportunity that you don't want to miss. You'll have the chance to win a cash scholarship for your presentation. This is the same format and will be held at the same time as the regular Poster Presentations. Topics in the field of identification, crime scene search, or items of historical importance to identification are appropriate. For details on registering to present and the possibility of winning a scholarship, see page 12.

Sponsored by



## PHOTO CONTEST SESSION

This annual event allows the opportunity for all to participate. There are categories for either "forensic" or "creative" photographic entries. Detailed information regarding the entry requirements and registering to present may be found on page 13.

Sponsored by



## LUNCH - "Yes there is such a thing as a Free Lunch"

Wednesday, August 13th, 11:30 a.m. - 1:00 p.m.  
Exhibit Hall

Sponsored by



## CLOSING BANQUET

Friday, August 15th, 6:30 p.m.

The Closing Banquet and Installation of new officers is always a tremendous evening. It's an opportunity to recap the event-filled week, enjoy a wonderful meal, support the incoming officers that you elected at that day's business meeting, and sadly say goodbye to your friends until next year. Don't miss this wonderful finale to the 99th International Educational Conference.

[Register Now, Click Here](#)

# Wednesday Night "Northwoods Experience" **BLOW OUT PARTY!**

**5:30 - 11:00pm at Nicollet Island Pavilion**

The IAI will transport you to the banks of the Mississippi River for the Mid-Week Dinner Social hosted by MorphoTrak.

Nicollet Island Pavilion provides the best view of downtown Minneapolis, the historic Horseshoe Falls, and the Stone Arch Bridge. Here you'll have a true "Northwoods Experience" from the dinner to the entertainment.

A time to de-stress from the rigors of a week in the classroom – this event always promises to be a great time.

*Casual attire required!!*




Sponsored by



**SAFRAN**  
Morpho

# POSTER PRESENTATIONS

## PARTICIPATE IN THE ANNUAL POSTER PRESENTATIONS



**When:** Tuesday, August 12th, 2014

**Where:** 99<sup>th</sup> International Educational Conference

**Deadline:** July 28, 2014

**More Info:** There will be Regular and Student divisions. The Student division, sponsored by Evident, will be judged and a scholarship prize will be awarded.

**EVIDENT**  
Crime Scene Products

**WINNER**

**2013 Student Poster Presentation  
Chelsea Wollard and Evident's Michael Grimm, Sr.**

**Sponsored by Evident Crime Scene Products**

Topics in a field of identifications, crime scene search, or items of historical importance to identification are appropriate. Presenters bring captions, graphs, drawings, models, or other exhibits to assist in explaining/demonstrating a process, technique, idea, unusual case, or item of historical interest. The well-designed poster should inform the observer as to the basics of the subject matter, as well as any conclusions, therefore freeing the presenter to focus on discussion of essential elements of the work. The presenter does not give any formal lecture – but stands by his/her display as the observers pass and at that time reviews the particulars of the presentation with those individuals.

Note: Audio/video equipment (VCRs, televisions, computers, etc.) and other electrical components will not be provided for the poster presentations. A 4' X 8' board will be provided for display of each presentation. It is the responsibility of the presenter to insure his/her poster is picked up at the conclusion of the presentation. More specific instructions will be provided through email upon registration.

**Individuals interested in presenting a Poster Exhibit may obtain a presentation/contest registration form or send it in electronically at [www.theiai.org](http://www.theiai.org). (Follow the link to Poster Presentations)**

**For Further Information Contact:  
Karen Cooper  
Poster Presentation Chairperson  
239 - 540-8111  
Email: [coopkarenk@aol.com](mailto:coopkarenk@aol.com)**



# 2014 PHOTO CONTEST



## WINNER

### 2013 People's Choice Award Photo

Rob Young, winner and Jan Johnson, Forensic Pieces

Sponsored by Forensic Pieces

**When:** Tuesday, August 12th, 2014

**Where:** 99<sup>th</sup> International Educational Conference

**Deadline:** July 28, 2014

There will be categories for Forensic and Creative entries and prizes are awarded for 1st, 2nd & 3rd place in each category. There will also be a "People's Choice" award chosen by the conference attendees.

The theme for the Creative category this year will be "Patterns", in keeping with the theme of the conference, "Making an Impression in Minneapolis". Participants are encouraged to use their imagination and creativity when selecting a subject for their creative entry. They may include their explanation of their "Patterns" theme in their photo in the description/technical information on their Photo Contest Entry Label.

[www.theiai.org/conference/presentations/photo\\_contest.php](http://www.theiai.org/conference/presentations/photo_contest.php)

### Following are the photo entry specifics (please note there have been changes):

- Maximum two (2) entries per competitor
- Any subject matter may be used (e.g. crime scene and evidentiary photos for the Forensic category, and nature, artsy or personal photos utilizing the "Patterns" theme for the Creative category)
- Photos may be in black & white or color
- Size specifications: All sides must be at least 16" and no more than 24"
- Photos must be mounted on foam board with no borders, no frames and no matting.
- An 8 ½ "x 11" Photo Contest Entry Label (provided upon registration) must be completed and mounted on foam board with no borders and submitted with your photo entry. The description/technical data should be no greater than 100 words, 16 point type.
- Participants may only win one award in each category

Competitors must bring their photo submission and entry label to the Speaker Registration area at the conference no later than 4:00pm on Monday, August 11 to be eligible for judging. The photo contest entries will be displayed and prizes will be awarded to the winners on Tuesday, August 12th during the vendor reception. More specific instructions will be provided through email upon registration. It is the responsibility of the presenter to insure his/her photo is picked up in the vendor area by noon on Wednesday, August 13th.

Individuals interested in presenting a Photo contest may obtain a presentation/contest registration form or send it in electronically at [www.theiai.org](http://www.theiai.org). (Follow the link to Photo Contest)

For Further Information Contact:  
Karen Cooper  
Photo Contest Chairperson  
239 - 540-8111  
Email: [coopkarenk@aol.com](mailto:coopkarenk@aol.com)

“It’s wonderful that a person actually answers your calls and not some long, automated phone system! I’ve been a happy Tracker user for five years, and I’m looking forward to many more!”



Kristi Johnson

Kristi Johnson, Evidence Technician, Harrison County Sheriff's Office – Gulfport, MS

Professionals like Kristi Johnson rely on AFIS-APIS systems every day. They know that not all companies are equal when it comes to customer service and tech support.

If you're procuring an AFIS-APIS for your agency, great technology is a given. But no print-matching algorithm no matter how sophisticated will help you close a case if the system is down. Forensic technicians at over 300 police departments, sheriff's offices, and correctional facilities count on AFIX Tracker every day. Their experience proves that we provide outstanding training, so your forensic technicians will be able to match prints accurately and efficiently from Day 1, and that we provide live, expert tech support that keeps the hits coming day after day, year after year. Investigate AFIX Tracker. You'll find that we match sophisticated technology with on-site training, great customer service and responsive tech support. Let us provide the proof.

**AFIX** Technologies, Inc.®

Call for information | 620 232 6420

[www.afix.net](http://www.afix.net)

# The IAI is Grateful for our Sponsors:

# NEC



**COGENT**  
a 3M Company

**3M**



**SAFRAN**  
Morpho



**RS&A** INC.

**AFIX** Technologies, Inc.®



**SIRCHIE**®



**EVIDENT**  
Crime Scene Products



**I3** IDEAL  
INNOVATIONS  
INCORPORATED



**TRITECH FORENSICS**  
*identify. collect. preserve.*



Bevel,  
Gardner  
&  
Associates Inc.  
*A forensic education and consulting group.*



**ForensicPieces.com**  
learn from the Forensic Authority

# Need to Get Connected?

**VISIT THE 3M COGENT CYBER CAFES  
LOCATED THROUGHOUT THE CONFERENCE**



Sponsored by

  
**COGENT**  
a 3M Company

**3M**

[Register Now, Click Here](#)



I.A.I.  
CENTENNIAL  
COUNTDOWN  
Has Begun...



PREPARE TO CELEBRATE  
THE I.A.I'S 100th ANNIVERSARY

## Where In the World is The IAI?



**Planning a trip to Albuquerque,  
Bangladesh, or Chile?  
Maybe Denmark, Ecuador, or France?  
We want to see the IAI world-wide!  
Send us your photos!**

The only requirement is that you must have some type of *"IAI Apparel"* on broadcasting your connection to the IAI!

Please send digital photos with identifying information via email (of who's in the photo, their organization and affiliation to the IAI as well as the location) to [iaiadvertising@theiai.org](mailto:iaiadvertising@theiai.org).



**Don't have any IAI apparel?**

**Visit: [www.theiai.org/merchandise.php](http://www.theiai.org/merchandise.php) to purchase a hat or shirt!**



Jim Murray, IAI Coordinator Exhibits & Sponsors  
and Glen Calhoun, IAI Chief Operating Officer  
in Orlando, Florida



# Exhibits

There will be a full Exhibit Hall in Minneapolis. You'll have an opportunity to view the latest products and services available in the forensic field. Mid-morning and afternoon breaks as well as a Tuesday Reception during the Poster Presentations and Photo Contest, and lunch on Wednesday will be held in the Exhibit Hall. Door-prize winners will be announced and their names posted during the daily breaks.

## Exhibit Hours

### Tuesday, August 12th

9:00 a.m. – 8:00 p.m.

Exhibits Open

4:00 – 7:00 p.m.

Poster Presentations, Photo Contest, and Reception

### Wednesday, August 13th

8:30 a.m. – 3:00 p.m.

Exhibits Open

Local vendors offering their products.

11:30 a.m. - 1:00 p.m.

Lunch

**CONFERENCE NAME BADGES ARE REQUIRED FOR ADMITTANCE TO THE EXHIBIT HALL.**

## Exhibitors

3M Cogent, Inc.

3rd Tech

A2LA - American Association  
for Laboratory Accreditation

Accurate-ID/iTouch Biometrics LLC

Accutrans

Adorama Camera, Inc.

AFIS and Biometrics Consulting, Inc.

AFIX Technologies, Inc.

Air Science USA, LLC

ANSI-ASQ National Accreditation Board

Arrowhead Scientific, Inc.

Aware, Inc.

BAE Systems

Bevel Gardner

BVDA

Caron Products & Services, Inc.

Cognitech Systems

Consolite Forensics

CRC Press - Taylor & Francis

Crime Scene Products Inc.

Crime Sciences, Inc.

CSIpix by iSYS Corp.

Dalian Everspry Sci & Tech Co., Ltd.

DataWorks Plus

Evidence Technology Magazine

EVIDENT

Foray Technologies

Forensic Magazine

Forensic Pieces

Forensics Source

Foster & Freeman

Genome ID Group

Ideal Innovations, Inc.

JusticeTrax, Inc.

KISS Healthcare, Inc.

Kjell Carlsson

Labino AB

Linde Canada Ltd.

Linear Systems

Lynn Peavey Corp.

Medtech Forensics, Inc.

Mentalix, Inc.

Mideo Systems Inc.

MorphoTrak

Mystaire Misonix

Nasco Whirl-Pak

National Law

Enforcement Supply

NEC

Nikon

Panoscan Inc.

Riegl USA

Rofin Australia

Ron Smith & Associates

RTI International

Sirchie Fingerprint Labs

SOHO Network Solutions, Inc.

Spectronics Corporation

SPEX Forensics

Steria AS

Texas Engineering

Extension Service

Tri-Tech Forensics

Univ of Tennessee-Law

Enforcemt Innovation Center

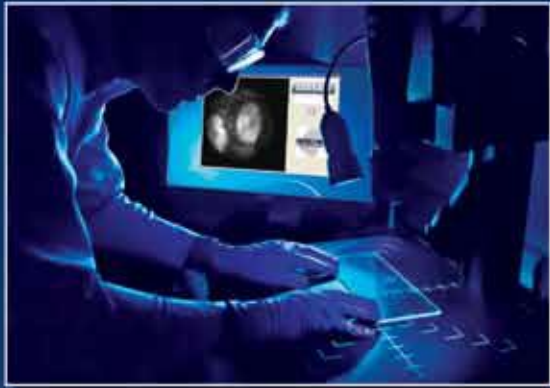
VeriPic

Visionations


**The IAI does not endorse any product or service of any advertiser, exhibitor, vendor, sponsor, speaker or provider.**

**Register Now, Click Here**

*Serving the Law Enforcement Community since 1927 as the source for quality products, customized vehicles, and hands on training, Sirchie is the Global Leader in Criminal Investigation Solutions.*




**LABKAM® Laboratory RUVIS Capture System**



**FOCOS2™ Dual Camera Forensic Optical Comparator/Examination Station**



**M-VAC DNA Retrieval System**



**New 2014/15 Catalog  
Now Available!**



**Certified DNA-Free Products**



**Evidence Collection and Mobile Command Vehicles**



**On-site and Off-site Forensic Training Courses**

**SIRCHIE®** Products • Vehicles • Training

New Extended Hours: 8am - 8pm EST (Mon-Thurs) • 8am - 7:30pm EST (Fri)

Phone: (919) 554-2244, (800) 356-7311

www.sirchie.com • Email: sales@sirchie.com



New [www.sirchie.com](http://www.sirchie.com) Website Available Now!

# Meetings



## Friday - August 8, 2014

<b>Time</b>	<b>Meeting</b>
8:30am – 5:00pm	Board of Directors* Deborah Leben, Chair

## Saturday - August 9, 2014

<b>Time</b>	<b>Meeting</b>
8:30am – 5:00pm	Board of Directors* Deborah Leben, Chair
8:30am – 5:00pm	Tenprint Certification Board* Kevin Burke, Chair
8:30am – 5:00pm	Crime Scene Certification Board* Domingo Villarreal, Chair
8:30am – 5:00pm	Latent Print Certification Board* Steve Howard, Chair

## Sunday - August 10, 2014

<b>Time</b>	<b>Meeting</b>
8:30am – 4:30pm	Board of Directors* Deborah Leben, Chair
8:30am – 5:00pm	Tenprint Certification Board* Kevin Burke, Chair
8:30am – 5:00pm	Bloodstain Pattern Analysis Certification Board* Jeff Gurvis, Chair
8:30am – 5:00pm	Crime Scene Certification Board* Domingo Villarreal, Chair
8:30am – 5:00pm	Latent Print Certification Board* Steve Howard, Chair
6:00pm – 7:00pm	Orientation and Reception for 1st Time Attendees
7:00pm – 11:00pm	President's Reception President Lesley Hammer

## Monday - August 11, 2014

<b>Time</b>	<b>Meeting</b>
8:00am – 9:00am	Opening Ceremony Breakfast
7:30am – 8:30am	Science and Practice Subcommittee Breakfast* Matt Johnson, Chair (Invitation only)
9:00am – 10:30am	99th IAI Educational Training Conference Opening Ceremony President Lesley Hammer
10:45am – 11:00am	Group Photo
11:00am – Noon	Student Orientation Dean Bertram, Chair
11:00am – 5:00pm	Board of Directors* Deborah Leben, Chair

\* Meeting closed to membership

**Register Now, Click Here**

# Meetings



## Monday - August 11, 2014 (continued)

<b>Time</b>	<b>Meeting</b>
1:00pm – 3:00pm	Tenprint Certification Board* <i>Kevin Burke, Chair</i>
1:00pm – 5:00pm	Latent Print Identification Subcommittee <i>Melissa Gische, Chair</i>
1:00pm – 5:00pm	Footwear Certification Board* <i>Jon Byrd, Chair</i>
1:00pm – 5:00pm	Footwear / Tiretrack Examination Subcommittee <i>Michael Gorn, Chair</i>
1:00pm – 5:00pm	Crime Scene Certification Board* <i>Domingo Villarreal, Chair</i>
1:00pm – 5:00pm	Latent Print Certification Board* <i>Steve Howard, Chair</i>
3:00pm – 4:00pm	Tenprint Certification Board & Subcommittee <i>Kevin Burke &amp; Nancy Clark, Chairs</i>
4:00pm – 6:00pm	Tenprint Identification Subcommittee <i>Nancy Clark, Chair</i>

## Tuesday - August 12, 2014

<b>Time</b>	<b>Meeting</b>
7:30am – 9:00am	Past Presidents Breakfast*
8:00am – 9:00am	Science and Practice Subcommittee Chairs* Certification Committee Chairs* <i>Chairs Robert Garrett &amp; Matt Johnson</i>
8:00am – 1:00pm	Crime Scene Certification Testing
8:00am – 5:00pm	Tenprint Certification Board* <i>Kevin Burke, Chair</i>
9:00am – Noon	Professional Programs Quality Assurance Governing Board* <i>Robert Garrett, Chair</i>
9:00am – Noon	Nominating Committee <i>Kevin Lawson, Chair</i>
11:00am – Noon	International Aspect Committee Meeting* <i>Robert Ramotowski, Chair</i>
1:00pm – 5:00pm	Board of Directors* <i>Deborah Leben, Chair</i>
1:00pm – 5:00pm	Questioned Documents Subcommittee <i>Ron Emmons, Chair</i>
1:00pm – 5:00pm	Footwear Certification Board* <i>Jon Byrd, Chair</i>
1:00pm – 5:00pm	Latent Print Certification Board* <i>Steve Howard, Chair</i>
4:00pm – 7:00pm	Poster Presentation and Photography Contest <i>Karen Cooper, Chair</i>

\* Meeting closed to membership

**Register Now, Click Here**

# Meetings



## Wednesday - August 13, 2014

<b>Time</b>	<b>Meeting</b>
7:00am – 9:00am	IAI Divisions Secretary's Breakfast* <b>COO Glenn Calhoun, Chair</b>
7:30am – 11:30am	Forensic Photography Certification Testing
8:00am – Noon	Tenprint Certification Board* <b>Kevin Burke, Chair</b>
8:30am – 11:30am	Biometric Information Systems Subcommittee* <b>Brian Finegold, Chair</b>
9:00am – 11:00am	Footwear Certification Testing
9:00am – 5:00pm	Board of Directors* <b>Deborah Leben, Chair</b>
9:30am – 11:30am	Crime Scene Certification Board Presentation & General Meeting - <b>Domingo Villarreal, Chair</b>
1:00pm – 2:30pm	Biometric Information Systems Subcommittee & General Meeting - <b>Brian Finegold, Chair</b>
1:00pm – 3:00pm	Latent Print Certification Board and General Meeting - <b>Steve Howard, Chair</b>
1:00pm – 3:00pm	Forensic Anthropology Subcommittee <b>Amy Mundorff, Chair</b>
1:00pm – 3:00pm	Forensic Laboratory Analysis Subcommittee <b>Greg Laskowski, Chair</b>
1:00pm – 5:00pm	Forensic Video Certification Testing
1:00pm – 5:00pm	Footwear Certification Board* <b>Jon Byrd, Chair</b>
1:00pm – 5:00pm	Forensic Podiatry Subcommittee <b>Wesley Vernon, Chair</b>
3:00pm – 5:00pm	Forensic Odontology Subcommittee <b>Dr. L. Tom Johnson</b>
3:30pm – 5:00pm	Digital Evidence Subcommittee <b>Jerry Hoover, Chair</b>

## Thursday - August 14, 2014

<b>Time</b>	<b>Meeting</b>
7:00am – 9:00am	Editorial Review Board Breakfast* <b>Alan McRoberts, Chair</b>
8:00am – Noon	Board of Directors* <b>Deborah Leben, Chair</b>
8:00am – Noon	SII - Probability Modeling Study Subcommittee <b>Michele Triplett, Chair</b>
8:00am – Noon	Crime Scene Certification Board* <b>Domingo Villarreal, Chair</b>
8:00am – 5:00pm	Tenprint Certification Testing
8:00am – 5:00pm	Latent Print Certification Testing
9:00am – 10:00am	General Forensics Subcommittee <b>Gary L. Ford, Chair</b>

\* Meeting closed to membership

**Register Now, Click Here**

# Meetings



## Thursday - August 14, 2014 (continued)

- 10:00am – Noon Forensic Photography/Electronic Imaging Subcommittee - **Brett Doretti, Chair**
- 1:00pm – 3:00pm Johnson –Whyte Memorial Foundation Fund Advisory Committee – **Steve Nash Chair**
- 1:00pm – 5:00pm Forensic Photography/Imaging Certification Board\*  
**Ann Mallot, Chair**
- 1:00pm – 5:00pm Forensic Video Certification Board\*  
**Jimmy Schroering, Chair**
- 1:00pm – 5:00pm Bloodstain Pattern Analysis Certification Testing
- 5:00pm – 6:00pm Bloodstain Pattern Analysis Certification Board and Subcommittee  
**Jeff Gurvis & Laura Pettler, Chairs**

## Friday - August 15, 2014


- | <b>Time</b>      | <b>Meeting</b>                                                                                                                                 |
|------------------|------------------------------------------------------------------------------------------------------------------------------------------------|
| 8:00am – 10:00am | Student Recap<br><b>Dean Bertram, Chair</b>                                                                                                    |
| 10:00am – Noon   | Forensic Art Certification and Subcommittee<br><b>Stephen Mancusi, Certification Chair</b><br><b>Suzanne Lowe Birdwell, Subcommittee Chair</b> |
| 1:00pm – 4:00pm  | IAI Business Meeting<br><b>President Lesley Hammer, Chair</b>                                                                                  |
| 6:30pm – 11:00pm | Installation and Closing Banquet<br><b>President Lesley Hammer</b>                                                                             |

\* Meeting closed to membership

**Register Now, Click Here**

# EVIDENT

1-800-576-7606  
contact@evident.cc  
www.ShopEVIDENT.com



**NEW** VISIT OUR NEW WEBSITE **NEW**  
**www.ShopEVIDENT.com**

**SUPERSTICKS®**

**QuickLIFT®**

**Latent-PRO®**

**GLUESHOT™**

**INK BUSTER™**

**DNA-PRO™**

**MicrOBurst™**

**Evidence-PRO®**

**Cast-PRO™**

**ORION•LITE®**

**SINGLE-USE™**

**ReproCAST®**



VISIT US AT BOOTH #428  
AND  
JOIN US FOR LUNCH  
WEDNESDAY, AUGUST 13, 2014



**I<sup>3</sup>** IDEAL INNOVATIONS, INC.  
CAREER OPPORTUNITIES  
IN FORENSICS

[www.idealinnovations.com/careers](http://www.idealinnovations.com/careers)

Noon – 1:00pm

### **Data Driven Decision Making – Panel Discussion**

**Moderator: Melissa K. Taylor**

Management and Program Analyst, National Institute of Standards and Technology, Gaithersburg, Maryland

Latent Print managers make decisions every day regarding the business processes of their units, particularly related to how and when their staff uses AFIS systems. These decisions may be made on past practices, information collected during processing and system generated data. The panel members will discuss issues and possible actions towards improving latent business processes. They will discuss their approach contributing to process improvement and areas where additional information and collaboration might be useful. At the introduction there will be an overview of projects that NIST OLES Forensic Science Program has undertaken to expand latent print business practices and current research.

Noon – 1:00pm

### **CSFO Update - Forensic Legislation: Where are we now?**

**Kenneth F. Martin, CLPE, CSCSA, CFWE, CBPE**

Detective Lieutenant, Massachusetts State Police (retired)

**Beth Lavach**

President, E.L.S. and Associates

The open presentation will discuss the ongoing attempts to address the direction of forensics nationally currently ongoing in Washington, DC. Topics will include the bipartisan Leahy-Cornyn Legislation, the Rockefeller Legislation, overall introduction, passage, and appropriations of federal bills along with the newly appointed National Forensic Science Commission. In addition, discussion will cover where we are now and where we may be heading and what you the practitioner can do as we progress down this road. There will be a period for questions and answers at the end of the presentation.


1:00 – 2:00pm

### **Chemical Analysis of Fingerprints**

**Dr. Marcel de Puit**

Research Scientist, Netherlands Forensic Institute, The Hague, Netherlands

In this lecture the chemical analysis of fingerprints and the use thereof in different studies is discussed. The composition of fingerprints has been under investigation numerous times and these studies have given us a general idea of what organic and inorganic materials to be found in fingerprints.

1:00 – 2:00pm 

### **Over 100 Years of Forensic Art as an Aid to Law Enforcement**

**Karen T. Taylor, CFA**

Forensic Artist, Sculptor and Facial Identification Specialist, Facial Images; Austin, Texas, Texas Department of Public Safety - Retired

Forensic art is not a new phenomenon. From the case of “Jack the Ripper” to the Oklahoma City Bombing to today’s news, forensic artists have been assisting in criminal investigations using a variety of techniques. This presentation traces contributions spanning over 100 years. Of special note will be high-profile cases that have received national or international notice as well as those cases in which technical advances have been achieved.

1:00 – 2:00pm

### **A Look behind the Scenes: Understanding Digital Imaging Processes**

**Dr. Allison Loll, CLPE**

Forensic Scientist III, Phoenix Police Crime Laboratory, Arizona

Due to a notable increase in the amount of forensic evidence that is now in a digital format, and the opportunity for cross-examination questions relating to the enhancement of images, it is imperative that forensic experts understand what is happening to the data as they rotate, enhance, smooth, and remove noise from forensic images. This presentation will focus on the most common types of image manipulations, explaining if and how the data is affected.

1:00 – 2:00pm

### **The Christchurch, New Zealand Earthquake of February 2011: An Australian Perspective on the Disaster Victim Identification Process**

**Tim Fayle, CLPE**

Latent Print Examiner III, Santa Clara County Sheriff's Office, San Jose, California

On February 22nd 2011, a 6.3 magnitude earthquake struck Christchurch, New Zealand, killing 181 people. This presentation looks at the impact of the earthquake and the ensuing Disaster Victim Identification (DVI) process from the perspective of a member of the Australian response to the disaster, with a particular focus on the mortuary phase and fingerprinting.


1:00 – 2:30pm

### **Equivocal Deaths: Differentiating Between Homicide and Suicide in Cases of Multiple Wounds from Sharp Objects**

**Ken Moses, CLPE**

Inspector, San Francisco Police CSI (ret.,) Laboratory Director, Forensic ID Services, San Francisco, California

Equivocal death investigations are those inquiries that are open to interpretation. Distinction between suicide, homicide or accident is, in every medical-legal case, of crucial importance for the Judicial System. In cases of multiple sharp force injuries, this distinction is made primarily based on the injury type and location, previous psychiatric history and, most importantly, blood stain and other physical evidence from the scene. This lecture will provide a working checklist of the critical factors that can assist the team in reaching the correct determination.



2:00 – 2:30pm

### **Standardization of Latent Print “Suitability” Decisions – A Bayesian Approach**

**Henry J. Swofford, CLPE, CFWE, CCSI**

Physical Scientist/Latent Print Examiner, Research Coordinator, Latent Print Branch, U.S. Army Criminal Investigation Laboratory, Forest Park, Georgia

**Anthony Koertner, CLPE, CFWE**

Physical Scientist/Latent Print Examiner, U.S. Army Criminal Investigation Laboratory, Forest Park, Georgia

Latent print examiners are routinely faced with the challenge of making determinations of “value” or “suitability” during the Analysis phase of latent print examination. In the United States, there is no formal criterion for basing “suitability” determinations other than the subjective opinion of the examiner. This determination is based on the knowledge and experience of the examiner rather than an empirically derived, quantitative threshold. Accordingly, determinations of suitability are subject to intra- and inter-examiner variability. In an effort to reduce such variations and standardize determinations of suitability, clear and transparent guidance should be developed so that examiners can make suitability decisions in a more informed and transparent manner based on robust and empirically developed criteria. This study will evaluate the applicability of utilizing a Bayesian approach for quantifying and standardizing suitability decisions. By incorporating friction ridge clarity, quantity, and other relevant image quality metrics, an overall numeric “Q” score can be generated corresponding to a particular latent print impression. The numeric Q scores can then be correlated with accuracy data from latent print examiner comparison decisions. Likelihood ratios corresponding to examiner performance at various Q scores can serve as an empirical basis for “suitability” determinations made by examiners and/or criterion by which laboratories may establish policy thresholds. Using Bayes’ theorem, the likelihood ratio can be further extended to a posterior probability of “suitability” by assuming equal prior odds. Whether in the likelihood ratio form or posterior probability, such information will provide a more robust and standardized approach for dealing with “suitability” determinations, which is rooted in empirically derived data versus the vaguely defined and subjective approach of examiner opinion. Disclaimer: The opinions or assertions contained herein are the private views of the authors and are not to be construed as official or as reflecting the views of the United States Department of the Army, United States Department of Defense, or United States Department of Justice.

2:00 – 2:30pm

### **Who’s On First? The Simultaneous Processing of DNA, Fingerprints and Arson Evidence**

**Kristin Rogahn, CFWE, CSCSA**

Forensic Scientist, Ventura County Sheriff’s Office, Ventura, California

Arson casework poses interesting questions regarding appropriate handling and storage techniques when it is combined with the analysis of prints and DNA. In addition, there is often confusion about which workflow sequence will maximize all of the available evidence. With the use of the GlobalFiler STR kit made specifically for the analysis of degraded DNA, we will address some of these issues.

2:00 – 3:00pm

### **Video and the Forensic Composite**

**Detective Paul Moody, CFA**

Forensic Imaging Specialist, Palm Beach County Sheriff’s Office, West Palm Beach, Florida

This lecture will discuss surveillance video and its limitations concerning digital clarification or enhancement. We will also discuss how the experienced Forensic Artist may be able to assist by rendering a forensic composite sketch of the person of interest noted on the video. The lecture will cover how to work with the video and a simple process to derive a useable image to assist the case investigators.

2:00 – 3:00pm



### **The Digital Crime Scene**

**Jerry W. Hoover**

Digital Forensic Examiner, Information Assurance Officer, IBM ABL FDC

Today's crime scene is almost sure to contain at least one or two items of digital evidence. Come learn how to identify it, preserve it, and examine it. We will also discuss advances that cause trials and tribulations for examiners.

3:00 – 3:30pm

### **Inspiring High School Science Students with Your Presentation**

**Patricia Drew**

Forensic Science Careers Instructor, ISD 196, Rosemount, Minnesota

**Leigh Anderson**

Emergency Services Careers Instructor, ISD 196, Rosemount, Minnesota

This session addresses the fact that law enforcement professionals often get asked to speak in high school classrooms, often without much direction or background information. We're here to help!

3:00 – 4:00pm

### **Certification, Accreditation and International Standards: What's the Challenge for our Future?**


**Dr. Aldo Mattei**

Major of Carabinieri Force, Laboratory Deputy Director, Carabinieri Scientific Investigation Service, Messina, Italy

Is it possible a different approach to certification and accreditation? Let's revamp the internal procedures of the forensic lab and use certification of personnel and accreditation of processes to lower error rate and set the basis for transparency and international standardization of the procedures. The European Union is pushing forward to reach accreditation in many different forensic fields following ISO norms: within this contest what is the added value of the certification of the personnel? There is the need to create a common basis within the forensic community, in order to be able to share not only the results of the analysis, but also the methods and the contents. Moving from this starting point, we shall talk about latent print labs. What we are going to accredit? In which way? What will be the impact on the agency and on the personnel? All these questions crowd the mind of every single latent print examiner. Nevertheless we want to share some simple solutions in order to properly model an overall procedure which starts from an item seized at the crime scene and ends in court with an individualization statement, expressed by a forensic expert.

Accreditation and certification are directly related to the reproducibility of the measure, but ISO guidelines do not suggest and/or require by the forensic laboratory to choose between alternative possible processes, so let's do it in a smart way. The forensic community must determine the minimum requirements for the forensic laboratories in terms of logistics, instruments, analytical procedures, personnel education level, training, competency and proficiency testing and professional forensic organizations through certification of personnel could play a role of paramount importance to accomplish this task.



3:00 – 5:00pm 

### **Death Scene Check List Information**

**Richard Warrington**

Retired Crime Scene Officer, Shawnee County Sheriff's Office, Instructor and Consultant with Lynn Peavey Company

Documentation is very important in working a crime scene but many times an officer relies on memory alone. With so many things going on at one time, even the best forget. Once the scene is released, it is hard to get back into the scene to collect additional evidence and have it admitted into court. This presentation will cover the use of a Check List that will enable the officer to look at the crime scene in a different way and to see things that could easily be overlooked. Quoting Sherlock Holmes from the Memoirs of Sherlock Holmes, he said, "You see but you do not observe." Officers will be able to properly document the crime scene investigation from the time they are called to the scene until the crime scene is released. Attendees will be given a code to download a Word form fill copy of the Death Scene Check List free of charge.

3:30 – 4:00pm

### **Preparation for Bloodstain Pattern Analyst Certification**

**Michael J. Van Stratton, CBPA, CLPE**

Laboratory Director, Kansas Bureau of Investigation, Topeka

For years the International Association for Identification has been the forerunner in providing certification programs to meet the needs of the forensic science community. Today based on recommendations from the National Academy of Science report, there has been a new emphasis placed on certification of individuals in respective forensic science discipline. This lecture will provide a history of the bloodstain pattern certification process, requirements, and recommended readings and how to prepare for taking the Bloodstain Pattern Analyst certification test.

3:30 – 4:30pm

### **FASElinks – Forensic Artist Skills Enhancement Network – Benefits of Collaborative Learning**

**Duncan Way, CFA**

Detective Constable, Forensic Identification Unit, Barrie Police Service, Ontario, Canada

This presentation will introduce FASElinks, FASElinks membership and Forensic Artist Workshops. It will address the focus of FASElinks and speak to the merits of a collaborative learning environment and include a Q & A period.

3:30 – 5:00pm

### **Practice, Procedures, and Protocols: How SWGDE, SWGIT, and FISWG Can Help You Navigate the Complex World of Digital and Multimedia Evidence**

**Melody Buba, CFVE**

Electronics Technician, Federal Bureau of Investigation, Quantico, Virginia

**Richard Vorder Bruegge**

Senior Photo Technologist, Federal Bureau of Investigation, Quantico, Virginia

**Michael Piper, CFVE**

Forensic Analyst, Target Corporation. Brooklyn Park, Minnesota

After attending this presentation, attendees will better understand how to incorporate proper procedures for handling digital and multimedia evidence (DME) in forensic activities. They will learn how to document their procedures and will learn about the legal basis for the presentation of DME in court. Many in forensic science remain concerned regarding the admissibility of DME within the courtroom. This presentation will provide attendees with a reference list of case law, as well as describe some myths and misconceptions associated with DME. These documents should help them ensure that their evidence is admitted in court.

4:00 – 4:30pm

### **Case AFIS: A Technology to Reduce Errors**

**Carey Hall, CLPE**

Forensic Scientist II, Minnesota Bureau of Criminal Apprehension, St. Paul

**Dr. Glenn Langenburg, CLPE**

Forensic Science Supervisor, Minnesota Bureau of Criminal Apprehension, St. Paul

This lecture will present the results from a study using a novel application of AFIS technology. The technology was tested in a latent print work-flow using both ground truth cases and previously reported case work. There will be discussion regarding the errors discovered by using this technology and the potential benefits of implementing this work-flow. The results of the study showed that this technology may be beneficial in reducing exclusion errors (i.e. “misses”) and improving case efficiency.

4:00 - 5:00pm

### **Ethics**

**Eva Hess, CLPE**

Latent Print Examiner, King County Sheriff’s Office, Seattle, Washington

Ethics in forensic science will discuss the definition of ethics and morals. It will provide an understanding of how ethics and morals are interrelated. This will provide a more in-depth understanding of how ethics and morals are used to decide what is right or wrong. It will solidify why ethics and morals are an important part of forensic science.

4:30 – 5:00pm

### **Validation Study of the Detection of Fingerprints on Thermal Paper with HPS Forensic Consolite**

**Alexandre Beaudoin**

Forensic Researcher, Sûreté du Québec, Montréal, Canada

Thermal paper has always been a tricky surface for latent fingerprints development. . Lately, Consolite Forensic began distributing a new product for Thermal paper latent print development exploiting the heat. A prototype of this product, Hot Print System (HPS), was validated in a pseudo-operational trial of the product. Assessment of the Consolite HPS device was made by comparison with ninhydrin, using thermal paper from 15 different companies, aged from 1 day to 372 days.

4:30 – 5:00pm

### **Failure is Not an Option: A Strategy for Passing the CLPE Test**

**Mack Brazelle, CLPE, CCSI**

Fingerprint Specialist, Treasury Inspector General for Tax Administration, Forensic Science Laboratory, Beltsville, Maryland

Recently major changes have been made to the IAI Latent Print Certification test. This lecture will update you on all of the changes as well as outline a strategy for passing the test. Find out the main reasons why people don’t pass the test, learn how to optimize your test taking skills, and leave this talk motivated to become a Certified Latent Print Examiner.

5:00 – 6:00pm

### **The New Home Office Fingermark Visualization Manual**

**Dr. Helen Bandey**

Higher Scientific Officer, UK Home Office Centre for Applied Science and Technology (CAST), United Kingdom

The UK Home Office published the ‘Fingermark Visualisation Manual’ earlier in the year. This guidance replaces the widely used ‘Manual of Fingerprint Development Techniques’. This vastly revised and extended Manual (>900 pages; ~1200 images and diagrams) is presented in a new style to reflect advances in both science and operational practice. This presentation will consist of a brief walk-through of this interactive, electronic Manual via a live demonstration.

**Register Now, Click Here**

Noon – 5:00pm

W79 \$70 (Basic Training Level)

## Forensic Image Comparison

**Walter Bruehs**

ASPT Forensic Examiner, Federal Bureau of Investigation, Quantico, Virginia

**Christopher Iber**

PT Forensic Examiner, Federal Bureau of Investigation, Quantico, Virginia

“Photographic comparison is an assessment of the correspondence between features in images and known objects for the purpose of rendering an expert opinion regarding identification or elimination.” (SWGIT)

This workshop will expose students to the basic principles of individualization through “side-by-side” photographic comparisons and use “hands on” exercises to demonstrate the scientific method applied to it, ACE-V (Analysis, Comparison, Evaluation – Verification). Examples of photographic comparison included in this workshop will be facial comparison and comparison of objects (vehicles, clothing). **This workshop will not be repeated.**

12:30 – 2:30pm

W20 \$30 (Basic Training Level)

## Wet Processing for Latent Prints

**King C. Brown, CLPE, CFPH, CSCSA**

Crime Scene Supervisor, West Palm Beach Police Department, Florida

**M. Dawn Watkins, CLPE, CFPH, CSCSA**

Crime Scene Investigator/Latent Fingerprint Examiner, Palm Beach Gardens Police Department, Florida

**Owen M. McDonnell Jr., CLPE, CCSA, CTPE**

Lieutenant, Crime Scene Investigations Division, Caddo Sheriff’s Office, Shreveport, Louisiana

Small Particle Reagent (SPR) is a well-known and utilized technique to develop latent prints on difficult surfaces such as wet surfaces (cold drink cans or automobiles with dew), oily surfaces, or textured surfaces. Wet surface processing with Black SPR and WetPrint will allow the student to possess the basic knowledge in SPR processing. During the workshop the student will also work on wet items with SPR. A suspension of fine molybdenum disulphide particles in detergent solution is a quick and simple process that adheres to the fatty constituents of fingerprints to form a grey or white deposit on non-porous surfaces by using either dish development or spray application methods.

**This workshop will not be repeated.**

12:30 – 2:30pm

W42 \$35 (Basic Training Level)

## Developing Latent Prints on Firearms, Cartridges and Spent Cartridge Cases... Does Anything Really Work?

**Wade Knaap**

Faculty, Forensic Science Program, University of Toronto, Mississauga, Ontario, Canada

Latent print examiners are continually getting questioned on why we don’t develop prints on these items. This workshop will look at commonly used and novel techniques available for processing and review some recent publications on the topic. Discussion will include realistic expectation and success with current methods.

Development techniques will include:

- cyanoacrylate
- dye staining
- forensic light sources
- camphor smoke development
- gun bluing
- palladium deposition
- fingerprint powder

**This workshop is also offered as W47 on Tuesday.**

**Register Now, [Click Here](#)**



12:30 – 2:30pm

W77 \$30 (Intermediate Training Level)

### **Crime Scene Staging: Early Detection, Analysis and Crime Scene Reconstruction**

**Dr. Laura G. Pettler, CSCSA**

Owner, Carolina Forensics, LLC, Waxhaw, North Carolina

Any deliberate effort made before police arrive to alter the pristine state of the crime scene specifically to thwart successful investigation and frustrate the overall process is the essence of crime scene staging. Crime scene staging might be increasing due to crime scene-related media popularity and because individuals think they know how crime scenes should look. This presentation focuses on the benefits of early evidence identification, collection, and preservation grounded by empirical findings through sophisticated, scientific research methods, towards undermining the efforts of the would-be crime scene stager. Additionally, coupled with an early detection approach, this presentation focuses on evidence documentation for eventual reconstruction, which could ultimately help refute suspect claims when used within a multi-disciplinary, research-based, empirical methodology. **This workshop is also offered as W78 following this workshop.**

12:30 – 2:30pm

W95 \$30 (Intermediate Training Level)

### **Let's Get Ready to Play Crime Scene and Bloodstain Analysis Jeopardy**

**Al Brown, CSCSA**

Special Agent, South Carolina Law Enforcement Division, Columbia

**Jan Johnson, CSCSA**

Forensic Specialist, Forensic Pieces Inc., Pensacola, Florida

You've seen the TV game show Jeopardy. This year the IAI brings the game to you! IAI Crime Scene and Bloodstain Pattern Analysis Jeopardy will be a workshop similar to the game. Prizes will be awarded for various stages of the game session, Double Jeopardy, Daily Doubles, and of course Final Jeopardy. Final Jeopardy will be awarded to the overall winner of the session and will walk away with a very nice prize package. Participants will go through a series of questions from different randomly drawn topics and will have the chance to win Real prizes. Prepare now for what is sure to be a fun, educational, and competitive workshop like no one has ever seen at an IAI event before. Questions will come from all of the IAI certification readings for crime scene and bloodstain pattern analysis. Let's get ready to play JEOPARDY!!!! **This workshop will not be repeated.**

1:00 – 4:00pm

W4 \$40 (Intermediate Training Level)

### **Logical Latent Print Analysis**

**Mack Brazelle, CLPE, CCSI**

Fingerprint Specialist, Treasury Inspector General for Tax Administration, Forensic Science Laboratory, Beltsville, Maryland

When was the last time you attended a fingerprint class on analysis? I'm not talking about a theoretical discussion on the reliability of ACE-V, or how to document your analysis in the "Post-NAS environment". I'm talking about a practical fingerprint class on how to quickly and accurately interpret the visual information found in latent prints. If you're looking for a class to sharpen your skills as an examiner this is the class for you.

It's the instructor's goal to advance the latent analysis process beyond the basic search smart tips by outlining a systematic yet practical approach to analysis. Topics will include; latent orientation, detailed pattern analysis, distinguishing thumbs from fingers, creating a basic shape search, and more. This is not a comparison class. Students will be asked to concentrate on the information that is visible before magnification is used. The instructor will use lecture, class discussion, and exercises to reinforce the techniques discussed. **This workshop will not be repeated.**

1:00 – 4:00pm

W98 \$35 (Intermediate Training Level)

### **Applying Bloodstain Pattern Analysis Methodology to Casework**

**Holly Latham CBPA, CLPE**

Forensic Scientist III, Kansas Bureau of Investigation, Great Bend

A bloodstain pattern analyst approaches a crime scene, and after careful consideration of the evidence, formulates a mechanism by which the stains were created in order to provide a reconstruction or sequencing of events. It is the duty of the analyst to be able to articulate how they analyzed the scene and arrived at their conclusions. Most analysts use the scientific method without being consciously aware of it. They make observations either at the scene or through photographs, formulate theories as to what happened, and then test those theories to draw conclusions. Most experts reach accurate conclusions but can not articulate how they reached the conclusion or the methodology that they utilized. It is imperative that analysts not only understand the scientific method but learn how to apply it to bloodstain pattern analysis. Attendees will be introduced to reasoning and the scientific method. Practical exercises will be given to provide examples of how the scientific method is applied to bloodstain pattern analysis. This is an intermediate level workshop and requires that attendees have a basic knowledge of bloodstain pattern analysis.

**This workshop will not be repeated.**

1:00 – 5:00pm

W1 \$60 (Intermediate Training Level)

### **Friction Ridge Sufficiency: The Threshold?**

**Julie Brownfield, CLPE**

Forensic Unit Manager, Spokane County Sheriff's Office, Washington

Determining friction ridge sufficiency (how much is there and is it enough) is an area of analysis that is one of the most difficult concepts to teach or explain. Also it is a topic that friction ridge examiners have the most common disagreement with. Over the past 20 years the criteria for determining a "sufficiency threshold" has certainly changed from a traditional point of view to today's contemporary view.

This workshop is designed for friction ridge examiners with at least one year of experience that would like to improve their knowledge and practical experience in the comparison of complex friction ridge detail. The workshop begins with establishing common terminology, discussing quality/quantity and the examiner's threshold of friction ridge sufficiency in accordance with SWGFAST. It proceeds into the historical sufficiency criteria changes and the levels of sufficiency. The second half of the workshop is spent completing exercises by recording and documenting the analysis on actual case friction ridge impressions. The exercises are reviewed using class discussion in order to develop consultation skills. **This workshop is also offered as W2 on Wednesday and W3 on Thursday.**

1:00 – 5:00pm

W34 \$60 (Intermediate Training Level)

### **Crease and Third Level Ridge Details Workshop**

**John R. Vanderkolk**

Laboratory Manger, Indiana State Police, Fort Wayne

Nature's patterns are unique. As long as a natural object is persistent enough and then leaves a print at a scene, crime scene prints can be examined with standard prints and a judgment can be rendered as to the source of the crime scene print. After an introductory lecture, details of crease features of the palm and details of third level ridge features will be examined in comparative exercises in this workshop. **This workshop is also offered as W35 on Wednesday.**

1:00 – 5:00pm

W56 \$40 (Basic Training Level)

## Photographing the Blood Event Scene

David J. Doglietto, CSCSA

Senior Investigator, California Department of Corrections & Rehabilitation, CTF-Soledad, State Prison, California

Edward "Ted" McDonald and Michael "Mike" Hullivan

Senior Instructors, Department of Homeland Security, Federal Law Enforcement Training Center, Glynco, Georgia

You have just spent three hours mapping your bloodstain event and you've got a limited amount of time to get the perfect photographs to satisfy the demanding standards of your bloodstain pattern analyst. Welcome to the Photographing the Blood Event Scene workshop. This workshop is designed with the crime scene or laboratory technician in mind. We will explore the techniques needed to photograph simulated blood stained crime scenes to ensure that our photographs are sharp, focused, parallel and perpendicular and free of defects that make bloodstain pattern analysis using crime scene photographs difficult. We will also take a look at actual crime scenes that were poorly photographed and discuss the potential problems that the bloodstain pattern analyst must overcome in courtroom testimony. This workshop is designed for the intermediate student who has a working knowledge of their camera and the ability to change camera settings. Don't forget to bring your cameras, tripods and flashes! **This workshop will not be repeated.**

3:00 – 5:00pm

W43 \$40 (Basic Training Level)

## Indanedione/Zinc Chloride... Better than DFO and Ninhydrin?

Wade Knaap

Faculty, Forensic Science Program, University of Toronto, Mississauga, Ontario, Canada

Amino acid reagents are commonly used for the development of latent fingerprint impressions on porous surfaces. DFO and Ninhydrin are well established for use in forensic labs, however Indanedione/Zinc Chloride is not as widely accepted or used. This workshop will look at a comparison using all three techniques individually, as well as sequential order. Recent publications relating to these techniques will be discussed. **This workshop will not be repeated.**

3:00 – 5:00pm

W78 \$30 (Intermediate Training Level)

## Crime Scene Staging: Early Detection, Analysis and Crime Scene Reconstruction

Dr. Laura G. Pettler, CSCSA

Owner, Carolina Forensics, LLC, Waxhaw, North Carolina

This workshop is also offered as W77 prior to this workshop. The learning objectives are provided under W77.

3:00 – 5:00pm

W92 \$30 (Basic Training Level)

## The Proper Use of Reflected Ultraviolet Imaging Systems - RUVIS

Jon Goldey, Walter Hiller and Ron Almagno

Forensic Instruments Specialists, SPEX Forensics

This workshop will discuss and illustrate the use of current RUVIS technologies in the detection of evidence at the crime scene and in the laboratory. Applications for RUVIS technology will be clearly defined and this technique will be demonstrated and practiced by the attendees. RUVIS will be compared and contrasted to current forensic (alternate) light source technologies and techniques. The goal is to achieve a basic understanding of, and begin to attain proficiency in the use of this technology and how to improve the possible results of that use. Those attendees who have RUVIS devices are invited to bring them. **This workshop will not be repeated.**

3:00 – 5:00pm

W96 \$30 (Intermediate Training Level)

## **IAI Certification Preparation for Crime Scene Investigator (Module One); Crime Scene Analyst (Module 2); and Senior Crime Scene Analyst (Module 4)**

**Jan Johnson, CSCSA**

Forensic Specialist, Forensic Pieces Inc., Pensacola, Florida

This workshop was designed to prepare the members who wish to take the crime scene certification test for crime scene testing in Modules One, Two, and Four. Instructor sample questions will be part of this workshop to test your knowledge of the various study materials for the certification testing. The study materials for the testing include: Practical Crime Scene Processing and Investigation by Ross Gardner (2nd Edition); Crime Scene Photography by Edward Robinson (2nd Edition); Crime Scene Investigation by Jacqueline Fish, Larry Miller, and Michael Braswell (2nd Edition); and Criminalistics: An Introduction to Forensic Science by Richard Saferstein (9th Edition). **This workshop will not be repeated.**

3:00 – 5:00pm

W111 \$30 (Basic Training Level)

## **Documentation and Recovery of 2D Footwear Impression Evidence Workshop**

**Jason Cole**

Latent Print Examiner, City of Henderson Police Department, Nevada

Footwear impressions can reveal, in many cases, the type, make, design and approximate or precise size of the footwear that made them. This can be done through class and individual characteristics that are visible in the impression. The information can often assist in identifying a suspect. In addition, the location of footwear impressions at the scene can often help to reconstruct the crime. The presence, characteristics and condition of the impression can assist in determining the number of suspects involved, their path through and away from the crime scene, their involvement in the crime, and the events that occurred during the crime. Footwear impressions at crime scenes can also be used to corroborate or refute information provided by other witnesses. This hands-on workshop is designed to help the student learn the best methods for recovering 2D footwear impression evidence. The collection of exemplar prints will also be discussed and new technology/methods demonstrated. **This workshop is also offered as W112 on Thursday.**

3:00 – 5:30pm

W21 \$30 (Basic Training Level)

## **Tricks and Tips for Processing and Lifting Latent Prints**

**King C. Brown, CLPE, CFPH, CSCSA**

Crime Scene Supervisor, West Palm Beach Police Department, Florida

**M. Dawn Watkins, CLPE, CFPH, CSCSA**

Crime Scene Investigator/Latent Fingerprint Examiner, Palm Beach Gardens Police Department, Florida

**Owen M. McDonnell Jr., CLPE, CCSA, CTPE**

Lieutenant, Crime Scene Investigations Division, Caddo Sheriff's Office, Shreveport, Louisiana

Have you ever tried to lift a latent fingerprint in the blowing wind? Have you ever had so many lifts it took hours to tape and lift? Have you ever had your tape rip? How about those creases? Have you ever not had your knife, fingernails, scalpel or teeth available to cut your tape? How would you like to be able to pull and tear your tape in a single motion? Tricks and Tips for lifting latent prints will teach you the Famous Texas Tear and other known Tears. We will give you some fantastic applications and lifting techniques to help you recover those difficult and illusive latent prints. This class will use roll tape, strip tape, Accutrans and various powders. This will be a hands-on workshop. Class for beginners to advanced. **This workshop will not be repeated.**

6:00 – 8:00pm

W19 \$30 (Basic Training Level)

### **The Optimum Combination of Light Sources, Dye Blends and Filters**

**Molly Hall, CLPE, CFWE**

Latent Print Examiner, Defense Forensic Science Center, Gillem Enclave, Forest Park, Georgia

The focus of this workshop is to maximize the fluorescence and contrast of latent print development with various light sources on a variety of substrates. With the diversity of dyes, dye blends, light sources and filters available, it is often difficult to choose what combination should be used to optimize fluorescence. Presentation of various dyes and/or dye blends to include RAM, RAY, Basic Red 28, MBD, Ardrex, Basic Yellow 40, and Rhodamine 6G will be given along with an opportunity to try these techniques following the discussion. Preparation of these chemical formulations, application methods, safety and handling issues, and storage of these dyes will be discussed. The sequential processing recommended before and after dye staining application will be discussed. Alternative carrier solvents for the Rhodamine 6G formulation will also be discussed. **This workshop will not be repeated.**

6:00 – 8:00pm

W44 \$25 (Basic Training Level)

### **Thermal Paper, Regular Paper... What's the Big Deal?**

**Angela Olson**

Crime Scene investigator, Douglas County Sheriff's Office Forensic Services, Omaha, Nebraska

**Wade Knaap**

Faculty, Forensic Science Program, University of Toronto, Mississauga, Ontario, Canada

Document examiners and forensic investigators are inundated with techniques to develop latent fingerprints impressions on porous surfaces, specifically paper. Some of these processing techniques are generally accepted while others are considered novel. Participants in this hands-on workshop will utilize a variety of processing techniques to develop latent impressions on thermal and regular paper. The results will be compared.

Development techniques will include:

- Amino Acid reagents (DFO, Ninhydrin, Indanedione)
- Wet vs Dry chemistry techniques
- Hydrochloric, Nitric, Acetic Acid
- Dry Heat
- Steam
- Magnetic Powder
- Alternate Light Source

Post Processing Stain Removal Techniques:

- Chemical bath – rinse
- 3m Scotch Tape

**This workshop is also offered as W45 on Tuesday.**

6:00 – 9:00pm

W55 \$30 (Basic Training Level)

### **Mastering Nighttime Digital Photography**

**Brett Doretti, CFPH**

Lead Forensic Specialist, Orange County Sheriff's Department Crime Laboratory, Santa Ana, California

**Andrew D. Taravella, CFPH, CSCSA**

Senior Police Officer, Houston Police Department, Texas

Photographing crime scenes at night can be challenging and frustrating. Digital SLR Cameras were designed to work very well in daylight, but what about when the sun goes down? This workshop is designed for crime scene personnel responsible for photographing low light and nighttime crimes scenes. Attendees will gain a working understanding of techniques such as time exposures, shutter-draws, multiple flash, and painting with light in a detailed, hands-on,

**Register Now, Click Here**

"learn it then do it" format. The student should bring a Digital SLR camera equipped with manual focus and exposure capability, detachable flash and extra batteries, shutter release cable or other remote control, and a tripod. A very limited number of tripods will be available. **This workshop will not be repeated.**

6:00 – 10:00pm

**W87 \$30 (Intermediate Training Level)**

### **Who Shot What, Where and When ...Trajectory Reconstruction Vehicles**

**Jan Johnson, CSCSA**

Forensic Specialist, Forensic Pieces Inc., Pensacola, Florida

**Christopher D. Duncan, CFPH, CSCSA, CBPE**

Senior Police Officer, Houston Police Department, Texas

This workshop will introduce techniques required to analyze shooting trajectory evidence recovered in vehicles that are involved in shooting related incidents. Proper trajectory analysis of firearm related evidence recovered in vehicles is critical to analyzing every piece of the puzzle and for attempting to determine the approximate positions of victims, witnesses, and suspects, as well as the chronologic sequence of events. This workshop will provide the forensic practitioner with hands-on experience by practicing trajectory reconstruction techniques in mock crime scene vehicles containing shooting incident evidence. Workshop attendees will work to recover all the forensic pieces, formulate a reasonable shooting reconstruction solution, and solve the puzzle using a variety of trajectory analysis related equipment, such as lasers coupled with special photographic techniques, along with other apparatuses.

This workshop is geared toward crime scene technicians, investigators, detectives, medical examiners and/or ME investigators, laboratory analysts, and other forensic practitioners associated with crime scene investigations. Safety Note: Gloves and safety glasses will be provided for the students participating in this workshop. A light source will be utilized during the Monday night workshop. **This workshop is also offered as W88 on Thursday (a light source will not be utilized for W88).**

6:30 – 8:30pm

**W22 \$30 (Basic Training Level)**

### **Latent Print Comparisons Using CSIPIX Software**

**King C. Brown, CLPE, CFPH, CSCSA**

Crime Scene Supervisor, West Palm Beach Police Department, Florida

**M. Dawn Watkins, CLPE, CFPH, CSCSA**

Crime Scene Investigator/Latent Fingerprint Examiner, Palm Beach Gardens Police Department, Florida

**Owen M. McDonnell Jr., CLPE, CCSA, CTPE**

Lieutenant, Crime Scene Investigations Division, Caddo Sheriff's Office, Shreveport, Louisiana

The field of digital comparison has exploded over recent years. In the past latent examiners were limited to Photoshop, AFIS, or other imaging programs to perform enhancements and to make on-screen comparisons, a number of all-in-one tools have been marketed in recent years. This workshop will focus on one of the more popular comparison tools, CSIPIX. Digital comparisons not only aid the examiner but can streamline workflow and be used for training new examiners. In addition to on-screen comparisons, students will learn case file set-up, calibration, de-warping, pattern removal, minutia marking and creating charts using the tools available in this program.

**This workshop will not be repeated.**



# Need to Relax...

Visit the **COGENT MASSAGE CHAIRS**  
LOCATED IN THE EXHIBIT HALL ON TUESDAY AND WEDNESDAY  
(PLEASE GET YOUR VOUCHER FROM BOOTH #403)



Sponsored by



**COGENT**

*a 3M Company*

**3M**

nd stews com  
ctually two or  
when you ne  
Here are  
for a secur

# Bevel, Gardner & Associates Inc.

*A forensic education and consulting group.*

www.bevelgardner.com

We are the largest independent forensic consulting company in the US that specializes in:



- Incident Reconstruction
- Bloodstain Pattern Analysis
- Shooting Incident Reconstruction
- 10 Different Forensic Training Courses
- Court Qualified Expert Testimony
- Mentorship
- Proficiency Testing

\*If you  
of T  
M  
SERVING:

Visit our website at [www.bevelgardner.com](http://www.bevelgardner.com)

or call 405-447-4469 for more information





8:00 – 8:30am

### **Growth and Adaptation of a Training and Education Program during a Major Laboratory Relocation**

**Mallory Mest**

Forensic Scientist II, Armed Forces DNA Identification Laboratory, Armed Forces Medical Examiner System, Dover Air Force Base, Delaware

This lecture will discuss the challenges during a major laboratory relocation, specifically on how the relocation affected a training and education program. These challenges will include personnel changes, compliance with laboratory accreditation standards, and adjustment to new laboratory space.

8:00 – 8:30am

### **A Pro-Active Approach to Utilizing Footwear Evidence**

**Michael Gorn, CCSI**

Forensic Supervisor, Sarasota County Sheriff's Office, Florida

This presentation will discuss how to maximize the use of footwear evidence at the investigative stage of a case. Prior to taking a new look on how to further use this form of evidence, footwear impressions recovered from crime scenes were likely not utilized unless a pair of shoes was submitted for comparison. Limited information was provided at the beginning of a case to assist in the investigation. By taking a more pro-active approach, strong investigative leads can be generated and information developed that could assist in petitioning a court to seize a pair of shoes from a possible suspect. These steps can include footwear databases used in a similar manner as other databases of forensic evidence. It can also include scene linking and the sharing of information between various sources. Case examples will demonstrate how specific steps generated good leads that may not have been previously captured.

8:00 – 9:00am

### **Meeting ISO Examination Requirements the Arizona Way**

**Heather Conner, CLPE**

Forensic Latent Print Examiner III, Mesa Police Department, Arizona

**Penny Dechant, CLPE**

Criminalist/Technical Lead, Arizona Department of Public Safety, Phoenix

The Arizona Department of Public Safety Crime Laboratory and the Mesa Police Department Forensic Services are both accredited through the American Society of Crime Laboratory Directors – Laboratory Accreditation Board (ASCLD-LAB). As laboratories move toward accreditation and more specifically International Accreditation (ISO), they may encounter difficulties in making policy decisions that adhere to the accreditation standards. This lecture will introduce some of the policies and procedures that these laboratories have adopted to accommodate the International Organizational Standards under ASCLD-LAB. These policies will demonstrate how the laboratories have incorporated ISO standard 17025 and Appendix C (Latent Print Examination Record) to improve procedures and workflow in their latent print units.


8:00 – 09:30am

### **Digital Imaging Basics**

**Michael J. Wilson, CFPH**

Adjunct Faculty, Scottsdale Community College, Arizona

The goal of this class is to give the attendee a brief overview of how a digital camera captures images. When can I use my point and shoot to document a scene and when is digital single lens reflex cameras in the hands of a professional required to do a thorough and accurate job of documenting the victim and or scene. Explain the differences between optical vs. digital optical zoom. What is digital noise and how can I minimize it. I will explain how to use advanced exposure techniques to produce remarkable results in a large low light level environment. Why do I get poorer quality images taken with my cell camera than with my digital single lens reflex camera at the same amount of pixels? What is Meta Data? Additional subjects covered will be: image capture formats, resolution and pixelization and much, much more.

8:00 – 9:30am 

## Preparing and Submitting Your Research for Publication in the Journal of Forensic Identification

**Alan McRoberts**

Editor, Journal of Forensic Identification


**Robert Ramotowski**

Chief Research Scientist, United States Secret Service, Washington, D.C.

**Henry J. Swofford, CLPE, CCSI, CWFE**

Physical Scientist/Research Coordinator, United States Army Criminal Investigation Laboratory, Forest Park, Georgia

This panel discussion will provide attendees an understanding of: (1) the new JFI Research Subjects Protection Policy, (2) how to plan and document their research, (3) how to prepare a manuscript for publication, (4) the new JFI online submission process, and (5) the importance of the peer-review process and how it works.

8:30 – 9:30am 

## Crime Scene Reconstruction... What's its Function?

**Cory Latham CSCSA, CBPA**

Senior Special Agent, Kansas Bureau of Investigation, Great Bend

Anyone heard the old joke about the supervisor who says "I want this crime scene done right now"? The answer to that of course is along the lines of "I can do it now or I can do it right, which one would you like"? Thoroughly searching and documenting a crime scene is often critical to the overall success of a case. Proper scene documentation allows for a formal reconstruction later on down the road, should the circumstances of the case warrant it. What is sometimes overlooked is the importance of informal, on-scene reconstruction. For an investigator to properly process a scene they need to pay attention to details, analyze the sequencing and interrelationships of items and use logic to assist in identifying key pieces of evidence or locations to search. This presentation will provide an introduction to crime scene reconstruction, and use case examples to illustrate the importance of going beyond the "bag and tag" mentality at a crime scene.

8:30 – 9:30am

## Get More from Your Footwear Photography

**Lisa O'Daniel, CLPE, CFWE**

President, Crime Lab Inc., Carbondale, Illinois

This presentation will illustrate how using established lighting techniques in combination with the process of stitching images in Photoshop will produce high quality photographs for your footwear comparison. The focus is on copy stand photography and the Photoshop stitching process.

9:00 – 9:30am

## Fingerprints Down Under - The Comprehensive Australian Fingerprint Training Program

**Tim Fayle, CLPE**

Latent Print Examiner III, Santa Clara County Sheriff's Office, San Jose, California

A look at the Australian training program for fingerprints – from an initial intensive induction course for technicians, through competency progressions and proficiency tests, ending after a 4-5 year technician progression in a rigorous and comprehensive expert's testing process. The end result is a certified 'Expert in the Science of Fingerprints', in a judicial system that allows only certified experts to provide fingerprint comparison testimony in court.

10:30 – 11:00am

### **Forensic Gait Analysis: Process and Practice**

**Professor Ivan Birch**

Consultant Expert Witness, Sheffield Teaching Hospitals NHS Foundation Trust, United Kingdom

**Professor Wesley Vernon OBE**

Head of Podiatry Services, Research Lead, Sheffield Teaching Hospitals NHS Foundation Trust, United Kingdom

The process by which forensic gait analysis is undertaken is critical to the production of valid and reliable outcomes. A complex case study will be used to demonstrate the standard operating procedures used to process requests by police, analyze CCTV footage and report the findings.

10:30 – 11:30am

### **Explaining the Bases behind a Fingerprint Conclusion**


**Michele Triplett, CLPE**

Forensic Operations Manager, King County Sheriff's Office, Seattle, Washington

If a defense attorney requests a written explanation behind a conclusion, as they are encouraged to do, how would you respond?

- This is ridiculous and unnecessary
- I used ACE-V
- The conclusion is based on my training and experience

This presentation will offer easy alternatives to the pat answers of the past. These alternatives will strengthen the weight of a conclusion instead of creating more questions or sounding defensive.

10:30am – 12:30pm 

### **It's All about Money - Great CSI Money-Saving Ideas**

**H.W. "Rus" Ruslander, CSCSA, CLPE**

Chief Investigator, Palm Beach County Medical Examiner, West Palm Beach, Florida

This lecture will expose the attendee's to helpful tricks, hints and easily obtainable items that will help them work their scenes with more efficiency. The lecture will also explain to them where to obtain the items or how to use the techniques and their proper use.

10:30am – 12:30pm

### **Case Studies in Footwear, Tire and Barefoot Evidence**

**Moderator: Michael Gorn, CCSI**

Forensic Supervisor, Sarasota County Sheriff's Office, Florida

This session will include a variety of case studies on footwear, tire and barefoot evidence. Presentations will be conducted by several examiners and demonstrate how these evidence types were collected and utilized from the crime scene to the courtroom.

10:30am – 12:30pm

### **Speed Determination from Video Using Reverse Projection**

**Kimberly Meline, CFVE and Walter Bruehs, CFVE**

Photographic Technologists, Forensic Audio, Video and Image Analysis Unit, Federal Bureau of Investigation, Quantico, Virginia

This presentation will describe how the speed of vehicles recorded by surveillance video can be determined using Reverse Projection Photogrammetry. Two case studies will be highlighted during this presentation.

11:00 – 11:30am

### **Considerations of Gait at Crime Scenes**

**Bryan B. Kagan**

Adjunct Professor-Forensic Podiatry, New York College of Podiatric Medicine, New York, New York

Studies have shown that more than 30% of people wear shoes that are within a two size differential of their proper fit. This presentation will discuss how these differentials can affect the gait phase and gait time parameters and impact on the class level distinction during forensic examination.

11:30am – Noon

### **One Step Fluorescent Cyanoacrylate**

**Dr. Marcel de Puit**

Research Scientist, Netherlands Forensic Institute, The Hague, Netherlands

In this lecture the use and application of several one step fluorescent reagents will be discussed.

11:30am – Noon

### **The Development of a National Forensic Gait Analysis Database**

**Professor Ivan Birch**

Consultant Expert Witness, Sheffield Teaching Hospitals NHS Foundation Trust, East Sussex, England

Forensic gait analysis is now widely used, often incorporating estimates of prevalence of particular features of gait based on a combination of clinical experience and ad hoc observational surveys. This presentation considers the design and development of a national forensic gait analysis database in the UK, and the potential for expansion for international use.


1:00 – 1:30pm

### **The Development of Standards in Forensic Podiatry**

**Professor Wesley Vernon OBE**

Head of Podiatry Services, Research Lead, Sheffield Teaching Hospitals NHS Foundation Trust, United Kingdom

The presentation will describe the creation of standards for forensic podiatry. The influence of Total Quality Management systems will be noted and the journey of the discipline as it has created and adopted standards will be described. Key to this will be a new standards document that has been developed in conjunction with the UK Home Office. The presentation will conclude by stating the current position of the discipline and noting future developments that are anticipated.

1:00 – 2:00pm 

### **Analysis to Comparison: Changes in Latent Fingerprint Examiners' Markup**

**Bradford T. Ulery**

Sr. Principal, Noblis, Falls Church, Virginia

**R. Austin Hicklin, CFVE**

Fellow, Noblis, Falls Church, Virginia

**Maria Antonia Roberts**

Research Program Manager, Federal Bureau of Investigation Laboratory, Quantico, Virginia

**JoAnn Buscaglia**

Research Chemist, Federal Bureau of Investigation Laboratory, Quantico, Virginia

In a large-scale study, 170 volunteer latent print examiners performed over 3,000 fingerprint comparisons. We present how their markup of features and local ridge clarity changed from the Analysis to Comparison stages. This research was conducted by the FBI Laboratory and Noblis, and extends our analyses of the White Box Latent Print Examiner Study, which related examiner conclusions to the quality and quantity of print features.

1:30 – 2:00pm

### **ISO Accreditation for Bloodstain Pattern Analysis**

**Philippe Esperança, CBPE**

Forensic Expert of the French Supreme Court & for the International Criminal Court Marseille, France

All experts want to demonstrate that his conclusions of his expertise follow a strong, independent and coherent argumentation following a scientific methodology. With this goal and following the Recommendations of the NAS report, I established Bloodstain Pattern Analysis procedures following the ISO 17020 standard. Still following the NAS recommendation, a model of report had been developed showing the total BPA process followed, the analyses done with their results and the conclusion reached. This presentation will show you the Bloodstain Pattern Analysis procedures developed in my lab and how the BPA results are transcribed in my reports.

1:30 – 2:00pm

### **Preventing Crime- A Podiatric Perspective**

**Dr. Bryan B. Kagan**

Adjunct Professor-Forensic Podiatry, New York College of Podiatric Medicine, New York, New York

This presentation will show that by using a multi-disciplinary approach of understanding hand/foot cross dominance, crime can be decreased if intervention is initiated.

1:30 – 2:30pm



### **Needs of Law Enforcement for Facial Recognition**

**Kaustubh Deshpande**

Product Manager, MorphoTrak

With the FBI NGI multi-biometric program coming online in stages, many law enforcement agencies are investigating creative ways of using complementary biometrics such as facial and iris recognition in addition to traditional fingerprint AFIS systems. This presentation will look at scenarios where adding facial recognition to traditional AFIS provides significant lead- generating value. We will also explore the similarities and differences of the business processes and usages between facial and finger biometric in your agency.

1:30 – 4:30pm

### **Beheading Epidemic: Jihadist Terrorists & Mexican Cartels**

**Dr. Dawn Perlmutter**

Director, Symbol & Ritual Intelligence

This training demonstrates the strategic, symbolic, ritual and propaganda applications of Jihadist and Mexican beheadings. An analysis of the various functions of severed heads will be described inclusive of decapitation as trophy, presentation, sacrificial and judicial. A detailed symbolic analysis of numerous ritual beheadings that reveal “beheading signatures” specific to the al-Qaeda network will be presented. An analysis of Mexican gang beheading including how heads and other body parts are being utilized in the worship of the narco cult ‘Santa Muerte’ will be described in detail. Extremely Graphic


2:00 – 2:30pm

### **Conducting Validation Studies in ISO 17025 Accredited Laboratories**

**Robert Ramotowski**

Chief Research Scientist, U.S. Secret Service, Washington D.C.

Recent ISO 17025 guidelines and recommendations stress the need for validation of existing techniques and equipment under the agencies own laboratory environment. It may no longer be acceptable to simply refer to published literature as a means of demonstrating the validity of a visualization technique. After attending this lecture, attendees will have some recommendations on how to create an experimental design for a validation study. Examples of validation studies conducted in the presenter’s laboratory will be given.


2:00 – 2:30pm 

### **The Roles of the Footwear Examiner, the Forensic Podiatrist, and the Forensic Anthropologist in the Evaluation and Understand of Barefoot Evidence**

**Dr. David Agoada**

Staff Podiatrist, Harvard Vanguard Medical Associates, Boston, Massachusetts

The goal of this presentation is to describe the roles of the footwear examiner, the forensic podiatrist, and the forensic anthropologist in the examination, analysis and research methodology of barefoot evidence. Attendees will discern the importance of barefoot evidence in crime scene investigation and the contribution of each discipline, not only in the evaluation of barefoot evidence, but also in the scientific study of barefoot impressions.

2:00 – 3:00pm 

### **The Influence of Quantity and Quality on Latent Print Examination Accuracy**

**Tom Busey**

Professor, Indiana University, Bloomington, Indiana

**John Vanderkolk**

Laboratory Manager, Indiana State Police, Fort Wayne

**Brandi Emerick**

Professor, Indiana University, Bloomington, Indiana

The goal of this research project was to identify how fingerprint examiners combine information across separate regions of a latent print for purposes of identification or exclusion. We created simulated latent prints by combining tenprints with added noise. Examiners were allowed to select 8 locations that they considered diagnostic. In a later comparison task, a single feature was revealed and participants were asked to make an identification or exclusion decision. After each decision a subsequent feature was added. Accuracy improved with additional features, but the data suggest that the features were treated independently rather than forming a gestalt or holistic representation. Data from exclusions revealed that weaker evidence was treated as evidence for exclusion, and that this continued even as more features were added to the comparison. The results suggest that the initial features inspected by examiners may affect the subsequent conclusion more than features viewed later in the comparison.

3:00 – 3:30pm

### **Closed Circuit Television and Forensic Gait Analysis – A Case Study**

**John G. Burrow**

Consultant, FM Forensics, United Kingdom

This presentation will seek to raise issues and debate about a recent case where a podiatrist was initially instructed by the police investigative team but was called as a witness by the defence at the trial in the High Court. The case had, as part of the evidence, CCTV footage taken near the scene of the crime and close to the time of the alleged crime. The footage was shown subsequently on a national television channel to engage the public in helping to identify the person of interest by their style of walk or walking. A number of people came forward as a result of the broadcast and they provided the names of various 'suspects'. These people, who were ordinary members of the public from the area of the crime, were called subsequently as witnesses at the trial. A CCTV 'expert', who was called by the prosecution, gave evidence about gait and the style and characteristics of the suspect's walk, although admitting she had no formal qualification in gait analysis. Her testimony raises issues of competence to provide evidence of this nature.

The presentation will explore concerns about potential conflict of interest when working for both 'sides' as well as issues about identification of gait by members of the public and about 'expert' evidence. Although the case occurred in the UK, it has ramifications and issues that are pertinent to other countries and should lead to some debate in the forensic podiatry and wider forensic community.

3:00 – 4:00pm 

### **An Overview of FBI NGI Palm and Facial Photo Services**

**Robert M. Mungovan**

Vice President, Aware, Inc.

The FBI's Next Generation IAFIS, NGI, includes expanded services for biometric modalities other than fingerprints. These new services can provide advanced forensic capabilities to the law enforcement community. By design, the technology upgrades and service enhancements have been incrementally "turned on." Palm image based services were turned on during the summer of 2013 as part of NGI increment 3. Facial photo based services are scheduled to be turned on during the summer of 2014.

This lecture will provide an overview of these new services. It will cover the details associated with image requirements, definitions and terminology, data types and structures, EBTS transactions required for each service, and the policies associated with these new image based services.

3:00 – 5:00pm

### **Forensic Art - I Had a Case**

**Suzanne Lowe Birdwell**

Forensic Artist, Texas Department of Public Safety, Texas Rangers' Evidential Art & Facial Identification, Austin

This staple of the IAI agenda is a lecture session that allows practicing Forensic Artists to make brief presentations about interesting cases for the purposes of sharing, learning and questioning. A presenter may highlight a "hit," explain a technique, ask for guidance with a challenge, show the variety of work his/her agency offers, etc. An overview of Forensic Art genres will be represented, not just composite drawings. This forum encourages sharing and asking questions openly. This is a perfect opportunity to hear what others have been working on, share in colleagues' successes, or encourage them through a difficult case scenario. No recording or photos of casework will be allowed.

3:30 – 4:00pm

### **An Observational Field Study on the Prevalence of Transverse Plane Foot Positions in Adults – a use in identification**

**Haydn D. Kelly**

Consultant Podiatrist, London Medical Centre, United Kingdom

Forensic Gait Analysis is the recognition of a person by their gait or features of their gait. Expert evidence in this area was first presented in court legal proceedings in July 2000 by the author, at The Old Bailey Central Court, London. This presentation will provide data on the prevalence of transverse plane foot positions from the study undertaken of over 4000 individuals and with discussion on the relevance of these findings.

3:30 – 5:00pm

### **Latent Prints and Apple Pie**

**Ken Moses, CLPE**

Inspector, San Francisco Police CSI (ret.,) Laboratory Director, Forensic ID Services, San Francisco, California

This lecture will take us on a somewhat whimsical journey over the past few years in an attempt to gain a healthy perspective on the challenges we have faced and to take a peek into the future. What issues will confront the next generation of examiners and, whatever happened to Bias, Statistics, and Simon Cole?

4:00 – 4:30pm

### **Terminology and Forensic Gait Analysis: Can We Talk the Talk?**

**Professor Ivan Birch**

Consultant Expert Witness, Sheffield Teaching Hospitals NHS Foundation Trust, United Kingdom

The terminology used in forensic gait analysis is an amalgam of that used in podiatry and biomechanics. The result is a lack of consistency and clarity. This presentation will consider the established definitions of the terms commonly used, and offer a framework of terminology to be adopted for use in forensic gait analysis.

4:00 – 5:00pm

### **Update on Mobile Identification**

**Tony Mislin**

Director of Product Management, MorphoTrak

Mobile Identification is becoming a mainstream function for law enforcement. This presentation will give an overview of Mobile ID, discuss changes in policy, technology, and deployments that have occurred, provide success stories from the field, and address opportunities for the future.

4:30 – 5:00pm



### **Development of Paper Microfluidic Devices for the On-Site Detection of Improvised Explosives**

**Kelley L. Peters**

Florida International University, International Forensic Research Institute, University Park, Miami

This presentation will cover the development of paper microfluidic devices for the rapid, inexpensive, on-site detection of multiple explosive compounds such as flash powders and other low explosives, along with high explosives, such as those used by the military. The development of this paper based sensor will allow police and forensic evidence collection teams a simple, reliable device for the presumptive testing of unknown evidence in the field. This project was supported by NIJ Award #2012-DN-BX-K048 awarded by the National Institute of Justice, Office of Justice Programs, U.S. Department of Justice. The opinions, findings, and conclusions or recommendations expressed in this presentation are those of the author(s) and do not necessarily reflect those of the Department of Justice.

4:30 – 5:00pm

### **Forensic Podiatry: Development and Practice in the 21st Century**

**Professor Wesley Vernon OBE**

Head of Podiatry Services, Research Lead, Sheffield Teaching Hospitals NHS Foundation Trust, United Kingdom

The presentation will describe the historical journey as forensic podiatry developed from idea to practice in the last century. Recent developments in forensic podiatry will also be noted, particularly in relation to governance. The lecture will conclude with reflections on whether or not the discipline can now be regarded as being firmly established in the forensic world with brief considerations being given to developments that can be anticipated over the next 10 years.

### **Crime Scene Certification Testing**



Testing for all levels of Crime Scene Certification will be held on August, 12th, beginning promptly at 8:00am.

Only those applicants approved prior to will be permitted to take the test. Information concerning the procedures for application can be found at [www.theiai.org](http://www.theiai.org) or from the Secretary of the Crime Scene Certification Board.

**POSTER PRESENTATIONS AND PHOTO CONTEST** - See pages 12 and 13.



8:00 – 10:00am

W30 \$40 (Intermediate Training Level)

### Applying the SWGFAST ACE-V Methodology Standard

**Dr. Glenn Langenburg, CLPE**

Forensic Scientist Supervisor, Minnesota Bureau of Criminal Apprehension, St. Paul

In this 2-hour workshop, we will explore the 2012 SWGFAST “Standards for Examining Friction Ridge Impressions and Resulting Conclusions (ver 2.1)”. We will apply this standard in the workshop to several examples and note various ways that an agency can easily meet this standard and current ISO accreditation standards, without overburdening the case working analysts. We will spend significant time discussing appropriate documentation, quality assurance approaches, and the quantity and quality charts found in the standard. We will apply this chart to actual latent prints. Students should expect to discuss concepts of sufficiency for comparison, sufficiency for identification, quality, etc. Students will benefit from the frank and open discourse with analysts from other laboratories as well as the discussion regarding the exercises in the course. Please note: this course is intermediate level of difficulty/expertise and suitable for both 10print and latent print examiners. Magnifiers will not be needed. This workshop is considered a group interaction workshop, not hands-on. **This workshop is also offered as W37 on Thursday.**

8:00 – 10:00am

W45 \$35 (Basic Training Level)

### Thermal Paper, Regular Paper... What's the Big Deal?

**Angela Olson**

Crime Scene investigator, Douglas County Sheriff's Office Forensic Services, Omaha, Nebraska

**Wade Knaap**

Faculty, Forensic Science Program, University of Toronto, Mississauga, Ontario, Canada

This workshop is also offered as W44 on Monday. The learning objectives are provided under W44.

8:00 – 11:00am

W23 \$30 (Basic Training Level)

### Recovery and Documentation of Footwear Evidence

**King C. Brown, CLPE, CFPH, CSCSA**

Crime Scene Supervisor, West Palm Beach Police Department, Florida

**M. Dawn Watkins, CLPE, CFPH, CSCSA**

Crime Scene Investigator/Latent Fingerprint Examiner, Palm Beach Gardens Police Department, Florida

**Owen M. McDonnell Jr., CLPE, CCSA, CTPE**

Lieutenant, Crime Scene Investigations Division, Caddo Sheriff's Office, Shreveport, Louisiana

This workshop will discuss the various methods in the recovery of exemplars, casting methods and photographic recovery. Students will use a hands-on approach for the production of exemplars, bio-foam and various casting methods for the recovery of footwear evidence. **This workshop will not be repeated.**

8:00am – Noon

W10 \$70 (Intermediate Training Level)

### Local Processing of Digital Evidence

**Jerry W. Hoover**

Digital Forensic Examiner, Information Assurance Officer, IBM, Rocket Center, West Virginia

Almost every crime scene today involves digital evidence, whether it be a computer, cell phone, tablet or maybe just a digital camera. Knowing how to collect, preserve, and examine this evidence is crucial to a case in many instances. This workshop introduces the forensic specialist to methods and tools to identify, preserve and process digital evidence. While the workshop will focus on computers, other forms of digital evidence will be discussed such as differences and similarities between different file systems and methods to simultaneously preserve and enhance digital images. This workshop is suitable for new and experienced attendees. **This workshop will not be repeated.**

8:00am – Noon

W16 \$60 (Advanced Training Level)

## Examination of Bodies for Fingerprints – Proven Methods, Tried and True

**Brian Dalrymple, CLPE**

President, Brian Dalrymple and Associates, Coldwater, Ontario, Canada

**Lorene E. Moore, CLPE**

Latent Print Supervisor, King County Sheriff's Office, Seattle, Washington

Human skin is arguably the most challenging and unpredictable fingerprint substrate, the most significant in terms of the weight attributed to such evidence, and the most rewarding when it produces results. A four hour workshop in which the attendee will learn the history of body examination, the critical process of deciding when to examine bodies and the documented successes of suspects identified by their fingerprints on the skin of their victims.

Effective SOPs and implementation procedures will be discussed. The student will practice hands-on application of the techniques that have produced criminal identifications in actual cases. **This workshop is also offered as W17 following this workshop and W18 on Wednesday.**

8:00am – Noon

W36 \$30 (Intermediate Training Level)

## Lip, Elbow and Wrist Impressions Workshop

**John R. Vanderkolk**

Laboratory Manager, Indiana State Police, Fort Wayne

Nature's patterns are unique. As long as a natural object is persistent enough and then leaves a print at a scene, crime scene prints can be examined with standard prints and a judgment can be rendered as to the source of the crime scene print. After an introductory lecture, details of lip, elbow, and wrist prints will be examined in comparative exercises in this workshop. **This workshop will not be repeated.**

8:00am – Noon

W59 \$30 (intermediate Training Level)

## Forensic Photography Certification Preparation Workshop

**Tony M. Nguyen, CFPH, CCSI**

Crime Investigator/Latent Print Examiner, Pomona Police Department, California

Forensic Photography is used and impacts nearly every forensic discipline. As a result, there is an increased focus on certifications in the forensic community. With this in mind, this workshop is designed to assist the forensic specialist in preparation for the Forensic Photography Certification test. A sample written test will be given at the beginning of the workshop to determine your level of knowledge, then we will review the results. Hands-on sample practical exam assignments will be conducted with assistance from Forensic photography Certification Board Members. Participants should bring a camera, tripod or support, an external flash with long sync cord, multiple types of scale, and post-it notes. **This workshop will not be repeated.**



[Register Now, Click Here](#)

8:00am – Noon

W62 \$40 (Advanced Training Level)

### **Purpose of Simultaneous Impressions**

**Sandra Siegel, CLPE**

Senior Latent Print Examiner, Forensic Division, Austin Police Department, Texas

Simultaneous impressions are described as two or more prints deposited concurrently. The determination of simultaneity may permit the examiner to understand how an object was touched or held. This can be used to narrow the examination process or AFIS searches. The analysis of these impressions is an advanced technique. The objectives of this workshop are to advance the understanding and recognition of simultaneous prints. Using existing skills the students will gain greater confidence in determining simultaneous impression. Topics of discussion:

- SWGFAST Guidelines
- Patterson vs. Massachusetts Common Wealth
- Documentation

Prior experience with comparing latent prints and the study of distortion will be helpful. A practical exercise will follow the presentation. You will need to bring a magnifying glass. **This workshop will not be repeated.**

8:00am – Noon

W89 \$40 (Intermediate Training level)

### **Rods, Strings and Lasers...Trajectory Reconstruction Walls**

**Christopher D. Duncan, CFPH, CSCSA, CBPE**

Senior Police Officer, Houston Police Department, Texas


**Jan Johnson, CSCSA**

Forensic Specialist, Forensic Pieces Inc., Pensacola, Florida

**Andrew D. Taravella, CFPH, CSCSA**

Senior Police Officer, Houston Police Department, Texas

The photographic documentation of shooting incidents can be quite involved and difficult at times. However, capturing accurate and meaning photographs of the crime scene can be the determining factor in being able to replicate the scene to the jury. As part of the documentation process, capturing photographic images of the approximate flight paths of fired projectiles can help investigators, prosecutors, and jurors alike understand the events that transpired during a shooting incident? Investigators have routinely used dowel rods, fluorescent colored strings, and lasers to reconstruct shooting scenes. This workshop will demonstrate both commercially available shooting reconstruction kits, as well as provide instruction on building one's own inexpensive shooting reconstruction kit. Students will be given hands-on instruction in photographing bullet trajectories using trajectory rods, strings, and lasers. An emphasis will be on photographing lasers, both in low-light and daytime, in order to represent the flight paths of fired bullets. Students will need to bring an SLR camera, tripod, and cable release to the workshop. Because lasers come in a variety of light intensities, participants may desire to bring their personal lasers for the practical exercises. However, instructors will have some lasers for participants to use. **This workshop will not be repeated.**



8:00am – Noon

W99 \$40 (Basic Training Level)

### Examination of Bloodstain Patterns on Clothing

**Michael J. Van Stratton, CBPA, CLPE**

Laboratory Director, Kansas Bureau of Investigation, Topeka

**Tom "Grif" Griffin, CSCSA, CBPE**

Forensic Consultant, Bevel, Gardner & Associates, Inc., Retired Criminal Investigator, Colorado Bureau of Investigation

The role of the bloodstain pattern analyst does not stop with the documentation of bloodstain patterns at the crime scene. The examination of bloodstain patterns on the clothing from both the victim and the suspect can provide a wealth of information. Too often, we only rely on DNA to determine the association between the two, but information regarding the position of the victim at time of bloodshed or are the bloodstain on the clothing of the suspect consistent with their reported actions, essential information needed to support a conclusion. Examination of bloodstained clothing can provide a challenge to the bloodstain pattern analysis. Issues involving contamination, fabric texture and fabric composition are all problems that the analyst must contend with.

This class will provide some insight into the proper preservation of bloodstained clothing, the documentation of clothing through sketches, notes and photographs, pattern identification, reconstruction and how to assist the forensic biologist in determining which bloodstain should be collected biological examination. Those students participating in this workshop will have the opportunity to examine clothing samples for bloodstain patterns, directionality and the effects of fabric texture. **This workshop will not be repeated.**

8:00am – Noon

W105 \$40 (Basic Training Level)

### The ABC's of Cast-Off Bloodstain Pattern Analysis

**Al Brown, CSCSA**

Special Agent, South Carolina Law Enforcement Division, Columbia

**Dr. Laura G. Pettler, CSCSA**

Owner, Carolina Forensics, LLC, Waxhaw, North Carolina

Cast-off patterns tend to be one of the more difficult types of patterns to identify and examine as a bloodstain pattern analyst. Understanding how these types of stains were deposited can be beneficial in examining and/or reconstructing events that occurred within a scene.

This workshop will focus on how to identify cast-off patterns and examine them properly within the context of a scene. We will also examine some unusual circumstances that may be encountered when examining cast-off patterns. Students will have the opportunity to produce cast-off stains and better understand the many variables that can create a difficult examination of these patterns. This workshop is designed for those that conduct and examine bloodstain scenes. Those who attend should be familiar with bloodstain pattern recognition. While previous training is beneficial, attendees need not have previous training in bloodstain evidence to attend. **This workshop is also offered as W106 on Thursday.**



8:00am – 3:00pm

W13 \$50 (Basic Workshop)

### **Principles and Techniques of Facial Rendering for Use in COMPOSITE DRAWING**

**Jorge Molina**

Texas Ranger Forensic Artist, Texas Department of Public Safety, Austin

The purpose of a composite drawing is to develop a likeness; however, forensic artists must first understand the artistic principles involved in rendering the face. Creating a framework for developing facial drawings will allow forensic artists to optimize their time during the composite drawing interview. This workshop is intended to supplement forensic artists' knowledge of artistic anatomy and canons of facial proportion with specific emphasis on composite drawing. Attendees to this workshop will receive an in-depth analysis of classical methods for creating the illusion of 3-D using 2-D materials and techniques. Common mistakes will be addressed, and suggestions for the use of value and edges will be supplied. Attendees will also be granted the opportunity to engage in practical drawing exercises intended to hone artists' skills in developing individual features of the face. Elements of ancestry, expression, and perspective will also be explored.

This workshop is a beginner-level workshop intended for forensic artists and others hoping to refine their technical drawing skills. Previous artistic training is not required although it is preferred. Lectures and individualized instruction will be provided. Attendees may bring media of their choice, but preference will be given to graphite.

**This workshop will not be repeated.**

8:00am – 5:00pm

W5 \$50 (Intermediate Training Level)

### **Preparing for the IAI Latent Print Examiner Certification Test**

**Mack Brazelle, CLPE, CCSI**

Fingerprint Specialist, Treasury Inspector General for Tax Administration, Forensic Science Laboratory, Beltsville, Maryland

**Kathleen Farrell, CLPE**

Lead Fingerprint Specialist, Treasury Inspector General for Tax Administration, Forensic Science Laboratory, Beltsville, Maryland

There are many people qualified to take the IAI Latent Print Certification Exam but have not done so. The goal of this workshop is to give examiners the motivation and confidence to take the first step. This workshop will guide examiners through the certification requirements, application process and preparing for each of the four parts of the examination (pattern interpretation, written exam, latent comparisons and case for review). Through lecture and group exercises examiners will learn how to increase their speed in order to successfully complete the exam. The instructors will equip the students with knowledge, strategies, and helpful tips that will enable the students to approach the exam with confidence and an enhanced chance for success. **This workshop will not be repeated.**

8:00am – 5:00pm

W11 \$40 (Basic Training Level)

### **Moot Court for the Tenprint Examiner**

**Kevin Burke CTPE, CLPE, CSCSA**

Andover Police Department, Massachusetts (Retired)

**Michael Gorden, CTPE**

Supervisory Fingerprint Examiner, Federal Bureau of Investigations, Clarksburg, West Virginia

The Tenprint examiner will receive a lecture on the history of prosecution in the U.S. court system and then will be asked to participate in a "Moot Court." The prosecution and defense council will question the examiner as to their findings in a fictitious case. The Tenprint examiner will have the option to have their "Moot Court" recorded and it can be submitted to the IAI Tenprint Certification Board to satisfy the Moot Court requirement. This workshop is considered a group interaction workshop, not hands-on. **This workshop will not be repeated.**

10:30am – 12:30pm

W31 \$40 (Intermediate Training Level)

## **Developing an Understanding of the SWGFAST Articulation of the Identification Decision Document**

**Dr. Glenn Langenburg, CLPE**

Forensic Scientist Supervisor, Minnesota Bureau of Criminal Apprehension, St. Paul

This 2-hour workshop focuses on the SWGFAST document titled "Guideline for the Articulation of the Decision-Making Process for the Individualization in Friction Ridge Examination (2013), v. 1.0". This document was written to give examiners guidance in their testimony with respect to explaining and supporting the individualization decision process. The document has a basic series of statements that can be expressed by an examiner, a more detailed explanation of the meaning behind each statement, and the literature or research to support each statement. In this workshop, we will explore the meaning behind each of the articulation statements. We will also choose a few of the studies as examples to see how they support the various points. Lastly, we will break into small groups to brainstorm some simple ways to express these articulation statements for jurors. This exercise is expected to make the document more user friendly. The student will benefit from hearing how other analysts might present something in a simple format to a juror, without misconstruing or losing meaning from the articulation statement. This course is intermediate level of difficulty /expertise and suitable for both 10print and latent print examiners. Magnifiers will not be needed. A pad of paper and pen will be needed. This workshop is considered a group interaction workshop, not hands-on. **This workshop is also offered as W32 on Thursday.**

10:30am – 12:30pm

W46 \$35 (Basic Training Level)

## **Taking the Latent Fingerprint Lab into the Field... Pretty Much Anything Goes!**

**Wade Knaap**

Faculty, Forensic Science Program, University of Toronto, Mississauga, Ontario, Canada

Arguably it can be said that latent fingerprint processing in the field is better than removing evidence to the laboratory. Evidence can be compromised or degraded through transportation to the lab. This workshop will look at mobile processing techniques that can be taken outside the lab and used in the field... how to MacGyver processing and apply it in the field. Development techniques include:

- Cyanoacrylate Glue Fuming (MacGyver portable chambers and fuming wands)
- Dye staining and Forensic Light Sources
- Iodine Fuming – Silver Plate
- Compressed Air Applications
- Amino Acid Development

**This workshop will not be repeated.**

12:30 – 3:30pm

W24 \$40 (Intermediate Training Workshop)

## **Bioluminescent Techniques for the Recovery and Photography of Possible Bloodstains**

**King C. Brown, CLPE, CFPH, CSCSA**

Crime Scene Supervisor, West Palm Beach Police Department, Florida

**M. Dawn Watkins, CLPE, CFPH, CSCSA**

Crime Scene Investigator/Latent Fingerprint Examiner, Palm Beach Gardens Police Department, Florida

**Owen M. McDonnell Jr., CLPE, CCSA, CTPE**

Lieutenant, Crime Scene Investigations Division, Caddo Sheriff's Office, Shreveport, Louisiana

This workshop involves Luminol processing of blood at the crime scene and a comparison with BlueStar® Forensic. In past years, Luminol processing has been difficult due to chemical mixing procedures, improper mixing and problems in interpretation of the Luminol reaction. Luminol requires total darkness and causes much difficulty in photographic capture of the area for most investigators.

A demonstration will be conducted with focus on the comparison of BlueStar® Forensic to Luminol on blood stains. Each student will have the opportunity to test both Luminol and BlueStar® Forensic to evaluate both products. Photographic techniques to capture the bioluminescent reaction of Luminol and BlueStar Forensic will be applied and practiced. Equipment needed for this workshop is a digital camera, tripod and cable release. **This workshop will not be repeated.**

1:00 – 3:30pm

W102 \$30 (Intermediate Training Level)

### Measuring the Accuracy of Impact Bloodstain Patterns

**Michael J. Van Stratton, CBPE, CSCSA**

Laboratory Director, Kansas Bureau of Investigation, Topeka

**Tom “Grif” Griffin, CSCSA, CBPE**

Forensic Consultant, Bevel, Gardner & Associates, Inc., Retired Criminal Investigator, Colorado Bureau of Investigation

The National Academy of Science (NAS) report, “Strengthening Forensic Science in the United States: A Path Forward” was critical of bloodstain pattern analysis (BPA) in many aspects, including the understanding of mathematical concepts and error rates related to the measurement and determinations associated with impact bloodstain patterns. Since the NAS report, there have been two scientific papers published associated with impact patterns and increasing accuracy in determining the area of origin. This workshop will utilize the theories addressed in these papers to determine if in fact the accuracy can be increased in establishing the area of impact. This class is intended for those individuals who have completed a 40 hour basic class in BPA. Students must be familiar with measuring bloodstains for angle of impact, and determining area of convergence and area of origin. Attendees to this workshop should bring with them a calculator and any other devices they currently use to measure bloodstains when determining angle of impact. **This workshop will not be repeated.**

1:00 – 4:00pm

W49 \$30 (Intermediate Training Level)

### Developing, Documenting and Lifting Latent Prints on Regular, Unusual and Textured Surfaces

**Dick Warrington**

Consultant / Instructor, Lynn Peavey Company, Lenexa, Kansas

**Owen M. McDonnell Jr., MFSA, CLPE, CSCSA, CTPE**

Lieutenant, Crime Scene Investigations Division, Caddo Sheriff’s Office, Shreveport, Louisiana

This hands-on class is designed to give experience to officers by using various powders and other means in developing latent prints. Techniques for documenting the location and orientation of the using stick on markers, scales, grease pencils and dry erase markers will presented and used. Tape and other techniques for collecting prints such as Accutrans® Extruder Gun, Wet Print®, Goo-Print Powder®, Polyethylene Tape & Diff-Lift® Tape will be demonstrated and available for use. The only way to be proficient and confident in lifting latent prints off unusual and textured surfaces is by doing it. By doing these techniques you will be able lift latent prints off almost any such as paper, feathers, wet, textured, multi-contoured, multi-contoured textured and unusual surface that a print has been developed on. Numerous substrates will be used to lift latent prints off. The following techniques will be covered in this class:

- Lifting latent prints off textured surfaces. This technique is done using Diff-Lift Tape, which allows all the ridge detail to lift off the textured surface.
- Lifting stick on, grease, and dry erase markers with your prints.
- Lifting latent prints off multi-contoured surfaces. This procedure will be done using polyethylene tape to lift the prints.
- Using Accutrans to lift and off textured surfaces and techniques for using to obtain known prints from deceased persons (no deceased persons will be used in this segment).
- Lifting prints off wet surfaces will be done by using Wet Print. Each attendee will develop and lift latent prints off a wet surface while the item is still wet. Additionally, the effects prolonged exposure to water can have on the presence of a latent will be explored.
- Developing and lifting latent prints off a paper towel.

- Attendees will develop a latent print on a paper towel using a magnetic applicator and black powder. Then lift the latent print off the paper towel using Diff-Lift Tape standard.
- Developing and lifting latent prints off a feather. Attendees will develop a latent print on a feather using a fiber brush and black powder, then lift the latent print off the feather using standard lifting tape.
- Developing latent prints on the adhesive side of tape. Attendees will develop a latent print on the adhesive side of tape using Goo Print Powder.

**This workshop will not be repeated.**

1:00 – 5:00pm

W8 \$50 (Basic Training Level)

## **Introduction to the Recovery of Footwear and Tire Impression Evidence**

**William J. Bodziak, CFWE**

Special Agent, Federal Bureau of Investigation (retired); Bodziak Forensics, Palm Coast, Florida

This four-hour workshop will include detailed lecture and demonstrations on the best practice for the photography, casting and lifting of footwear and tire evidence. The lecture will address the best methods of photographic recovery and most importantly, the recognition of the shortfalls of this technique with regards to perspective problems, scale problems and other complex issues. These issues often interfere with the accurate photographic recovery, leaving the examiner with photographed impressions of only the 'approximate' size. The workshop will address procedures to reduce photographic error or inaccuracies. Casting of three-dimensional impressions in soil, sand and snow, as well as lifting various two-dimensional impressions will also be covered in detail. These methods are not only used to back up photography but also to provide the recovery of additional detail and features. Most methods discussed will involve in-class demonstrations and/or video footage. This workshop will serve as a great one-stop presentation of the best methods for impression evidence recovery for both novice crime scene technicians as well as lab examiners and supervisors who need a good review of impression recovery concerns and issues. **This workshop will not be repeated.**

1:00 – 5:00pm

W17 \$60 (Advanced Training Level)

## **Examination of Bodies for Fingerprints – Proven Methods, Tried and True**

**Brian Dalrymple, CLPE**

President, Brian Dalrymple and Associates, Coldwater, Ontario, Canada

**Lorene E. Moore, CLPE**

Latent Print Supervisor, King County Sheriff's Office, Seattle, Washington

This workshop is also offered as W16 prior to this workshop and W18 on Wednesday. The learning objectives are provided under W16.

1:00 – 5:00pm

W39 \$40 (Intermediate Training Level)

## **Reducing Erroneous Exclusions: The Workshop!**

**Eric Ray, CLPE**

Criminalist, Arizona Department of Public Safety Crime Laboratory, Phoenix

**Penny Dechant, CLPE**

Criminalist, Arizona Department of Public Safety Crime Laboratory, Phoenix

The exclusion decision is a fairly recent change in latent print comparisons, and the discipline is still struggling with how to handle exclusions. Erroneous exclusions are being discovered with surprising frequency in latent print units around the country. Many labs have begun to verify their exclusion decisions, and this has resulted in errors finally being noticed. Recent research into the decisions of latent print examiners show that erroneous exclusions are common and inevitable. So, what training have you had in exclusions? What is enough for an exclusion? What is your lab's standard for exclusion? Is your lab implementing any new Quality Assurance policies to address this problem?

This workshop will review the policy changes that Arizona DPS has implemented in their latent print unit to reduce



erroneous exclusions. Examples of erroneous exclusions from casework will be presented along with information on circumstances that might make an erroneous exclusion more likely. Hands-on comparison exercises will demonstrate a practical approach to exclusion decisions. This class is intended for latent print examiners who routinely conduct comparisons. **This workshop is also offered as W40 on Wednesday and W41 on Friday.**

1:00 – 5:00pm

W60 \$70 (Basic Training Level)

### **Analysis Documentation: The Benefits, Tools and Approach**

**Dr. Allison M. Hall, CLPE**

Forensic Scientist III, City of Phoenix, Arizona

**Carey Hall, CLPE**

Forensic Scientist II, St. Paul Criminal Apprehension Bureau, Minnesota

This workshop will emphasize the importance of the Analysis portion of the ACE-V comparison process. Research and review of previous errors has revealed the danger in disregarding a careful approach to the analysis phase. The workshop include a lecture discussing this research, however the majority of the workshop will be spent allowing students to participate in practical exercises using latent prints that were used in the research and as well as other latent prints developed specifically for this course. Individual student performance can be evaluated with respect to ground truth as well as in relation to the original study participants. The students and instructors will spend time in discussions regarding the analysis phase of each latent, weighting of features, accuracy of selected features, agreement with their peers, among other topics. Several methods and tools for performing and documenting the analysis phase will be presented and implemented, including written documentation and computer tools such as Photoshop. **This workshop will not be repeated.**

1:00 – 5:00pm

W65 \$50 (Intermediate Training Level)

### **Latent Print Cross-Examination Testimony – Defending Your Expert Opinion**

**Christine E. Davis and Melissa R. Gische**

Physical Scientists/Forensic Examiners, Latent Print Unit, Federal Bureau of Investigation Laboratory, Quantico, Virginia

As the scientific reliability of friction ridge evidence continues to be challenged, latent print examiners must be prepared to respond to these challenges during trial testimony. Recent reports from the NAS and NIST have identified perceived weaknesses in the latent print discipline and have generated questions of reliability in the courtroom. As new research becomes available and limitations of the discipline are better understood, latent print testimony has had to evolve. Through presentations and group discussions, participants will learn to defend the scientific reliability of latent print evidence and formulate responses to defense-related arguments. This workshop is designed for experienced latent print examiners or those with a more extensive knowledge of current topics impacting the latent print discipline. **This workshop will not be repeated.**



1:00 – 5:00pm

W101 \$40 (Intermediate Training Level)

## **The Red-Brown Stain in your Crime Scene...Is it Blood? Is it Human?**

**Jan Johnson, CSCSA**

Forensic Specialist, Forensic Pieces Inc., Pensacola, Florida

Presumptive field tests for blood can provide useful information for the investigative team regarding the details of the crime scene. Students in this workshop will obtain a basic knowledge for presumptive field testing based on the fact that not all presumptive field tests are rated equal in terms of sensitivity or specificity. This workshop has been specifically designed to educate the students on what tests are sensitive and specific for blood, and which substances often provide false positives when using the presumptive field tests. This workshop will help the crime scene technician to develop confidence when dealing with potential blood evidence in the crime scene, and develop the knowledge and skills to deal with difficult questions pertaining to presumptive blood testing while in the hot seat in depositions and in the court room. **This workshop will not be repeated.**

1:30 – 3:30pm

W47 \$35 (Basic Training Level)

## **Developing Latent Prints on Firearms, Cartridges and Spent Cartridge Cases... Does Anything Really Work?**

**Wade Knaap**

Faculty, Forensic Science Program, University of Toronto, Mississauga, Ontario, Canada

This workshop is also offered as W42 on Monday. The learning objectives are provided under W42.





# TRITECHFORENSICS

identify. collect. preserve.

## Rise Above the Rest



*Rise above the rest with the New RIDGE Latent Print Products!* These products are the best value on the market because they offer high quality items, larger quantities, and some unique items that you won't find anywhere else - *all at a lower price!*

# RIDGE

Stop by and see us in

**BOOTH # 613**

for more info on RIDGE products,  
terrific giveaways, and to win  
RIDGE prizes & more!

7:30 – 9:00am

### **Recommendations for Successful FBI Latent Submissions**

**Patricia A. Mason, CTPE, Marian M. Price and Audra V. Sammons**

Training Instructors, Federal Bureau of Investigation, Criminal Justice Information Services Division, Clarksburg, West Virginia

This presentation is designed to explain the difference between the NGI search types and Image Requests as supported by the Universal Latent Workstation (ULW) Software. Requirements for Images Searches, Minimal Markup, and Quick Minutiae Search will be discussed. Recommended tips to get the best responses from the NGI and other topics to be addressed include general workflow, image names, and reducing file penetration. The process for creating successful palm print searches will be shown.

7:30 – 9:30am

### **Firearm Safety and Clearing**

**Daniel G. OKelly**

Director, International Firearm Specialist Academy, Lake Dallas, Texas

Learn how to safely handle the many types of firearms found at crime scenes at crime scenes. Learn to handle, manipulate and clear all action types. Avoid accidental discharges and the submission of loaded firearm evidence.


7:30 – 9:30am

### **Infrared Light Application in Crime Scene Investigations**

**Christopher D. Duncan, CSCSA, CFPH, CBPE**

Senior Police Officer, Houston Police Department, Texas

Infrared light is a valuable tool for crime scene investigators. It allows them to see the unseen. The applications for infrared light's use at crime scenes are numerous, including the documentation of altered documents, gunpowder residue, smoke or soot-stained evidence, latent bloodstains, and concealed tattoos due to blood or decomposition. Investigators are able to easily capture these types of evidentiary photographs using the cameras they currently possess. Attendees will be instructed on different IR lighting and capture techniques.

7:30 – 10:30am 

### **Jihadist Murder MO**

**Dr. Dawn Perlmutter**

Director, Symbol & Ritual Intelligence

This comprehensive training is designed to introduce law enforcement professionals to the crime scene identifiers, symbolism, trauma and victimology specific to jihadist murders committed in the U.S., Britain and other Western countries. Identifiers, symbols and forensic evidence that distinguish a jihadist MO from street gangs, Mexican cartels and other offenders will be presented. Case studies include: The beheading of British soldier Lee Rigby in London, the ritual murder of three men in Waltham, MA by Tamerlan Tsarnaev, one of the Boston bombers and others.

8:30 – 9:00am

### **Use of Limiting Angles in Bloodstain Pattern Analysis**

**Philippe Esperança, CBPE**

Forensic Expert of the French Supreme Court & for the International Criminal Court Marseille, France

What is the meaning of this area without spatters linked to a thickness in the wall? Are they related? This kind of absence of spatters named void or Limiting angles are useful to locate the blood source (victim) when a violent bloody event occurred. Well documented, the void related to the limiting angles gives really good and useful informations about the location of the injury causing the spatters and the void studied. Without help of software, this method is really simple to do and to explain to the court during trials. My presentation will present the characteristics of the voids due to limiting angles, case examples and the process of their use in Bloodstain Pattern Analysis.

9:00 – 9:30am

### Thin-Slicing and Latent Print Analysis

**Mack Brazelle, CLPE, CCSI**

Fingerprint Specialist, Treasury Inspector General for Tax Administration, Forensic Science Laboratory, Beltsville, Maryland

Have you ever orientated a latent print without totally understanding why you chose that orientation? What if I told you that not consciously understanding why you came to your conclusion is what makes you an expert? Thin-slicing is a term used in psychology to describe an expert's ability to take very small amounts of information and make rapid yet remarkably accurate decisions. This lecture will review how latent print examiners can learn to trust their intuitive ability during the analysis process.

9:30 – 11:30am

### Crime Scene Certification Board - Open Discussion

**Moderator: Domingo Villarreal, CS Certification Board Chair**

Accreditation Lead Assessor, ANSI-ASQ National Accreditation Board/Forensic Quality Services, Tampa, Florida

**Panelists: Crime Scene Certification Board members**

This presentation will provide the attendee with the most current information on the Crime Scene Certification program. Topics will include certification requirements, new test materials, the testing process, recertification, student certification and the recently developed crime scene reconstruction program. Attendees will be afforded ample opportunity to address these and other issues with the panelists. The Crime Scene Certification Board open meeting will be immediately after the panel discussion.

9:30 – 11:30am

### Firearm ID and Markings

**Daniel G. OKelly**

Director, International Firearm Specialist Academy, Lake Dallas, Texas

Learn to accurately identify even the most obscure firearms. The markings required by manufacturers, importers and proof marks are explained, as well as trademarks, logo and catalog-house branded firearms. Be confident in your ability to testify competently about firearm ID.


10:00 – 11:00am

### Micro UAV (Unmanned Aerial Vehicle) Crime Scene Photography

**Tony M. Nguyen, CFPH, CFVE**

Crime Scene Investigator, Pomona Police Department, California

UAV is a remote-controlled multi-rotor unit that can fly, at low level, over large crime scene areas to take video and still photo images without the expense of a full-sized aircraft with pilot and crew. Aerial photographs can provide important evidentiary value by showing additional perspective of details, objects and relationship between items of evidence that may not be apparent at ground level. Cost-effective equipment to consider to establishing an UAV will be presented. Rules and regulations will not be covered due to varying laws across counties, states and countries.



10:00 – 11:30am

### **Double Loop Podcast Panel Discussion – Live**

**Dr. Glenn Langenburg, CLPE**

Forensic Science Supervisor, Minnesota Bureau of Criminal Apprehension, St. Paul

**Eric Ray, CLPE**

Criminalist, Arizona Department of Public Safety Crime Laboratory, Phoenix

Since August of 2013, Glenn Langenburg and Eric Ray have hosted the Double Loop Podcast, a weekly show on fingerprint topics. Each episode they discuss current issues in the fingerprint community or interview notable people in the discipline. Join them live as they record an episode of the podcast at the IAI Conference. Eric and Glenn will lead a discussion with three other panelists on where we stand five years after the NAS report and other current issues. The show will end with questions from the audience for the panel.

10:30 – 11:30am

### **Forlab: New Concept for Crime Scene Analysis in a Post Blast Scenario**

**Dr. Aldo Mattei**

Major of Carabinieri Force, Laboratory Deputy Director, Carabinieri Scientific Investigation Service, Messina, Italy

A new idea for approaching the collection of pieces of evidence in a post blast scenario, which uses on site contactless techniques in order to sensitively reduce the number of the object seized at the scene of event, with the ultimate goal to increase the efficiency of the forensic analysis. Forlab will deliver a novel systematic methodology for optimizing the evidence collection, by maximizing the speed, the reliability and the accuracy of the seizing process. The concept of Forlab is to assemble a technology that allow the end user to have at the same time the on-site detection, identification and analysis of evidence, the production of a 3D recreation of the scene and deliver real time all the relevant information of the scene readily available in a delocalized Command and Control Centre (CCC) to the expert leading the forensic investigation. By the analysis of the data coming from the scene of event, the CCC can guide the scene of crime officials, providing them the necessary information to select the seized items properly. The objective is to optimize the evidence collection and to reduce the time and the resources in the laboratory, while preserving the chain of custody so as to minimize the time required to identify the responsible for the attack. The proposed system consist of analytical technologies for in-situ sample screening, communication and positioning modules for localizing the information and transporting it further and the CCC with 3D scene recreation capabilities.

1100 – 1130am

### **Increased Identification Confidence with the Use of AFIS-integrated ACE-V**

**Ole Marius Steinkjer**

Biometrics Domain of Excellence Lead, Steria Biometrics, Oslo, Norway

**Fredrik Faleby**

Section Manager, Steria Biometrics, Oslo, Norway

ACE-V is the best practice method of securing autonomous identification of an individual. The initial steps will secure a systematic approach during the analysis of a print. Comparing prints and evaluating results in an orderly manner further increases the confidence of identification. The "V" in ACE-V has also been a known practice in criminal identification. Having a second independent expert verifying a positive hit finalizes the secure identification. Especially the first and last step has been a cause for unnecessary administration. Traditionally, print-outs have been the way of working. In a paper less society there is no reason for this complication of tasks. For most effective processing while following the ACE-V methodology, specific processes should be utilized. Through the presentation there will be discussed dos and don'ts in these processes when integrated in the daily working tools. What important topics should be focused on, and shared experiences through implementations of ACE-V in AFIS-solutions. Knowledge of the ACE-V methodology is not a pre-requisite for this presentation.

1:00 – 1:30pm

### **Optimization of the Recovery of Latent Prints and DNA on Human Skin**

**Andrea Seul**

Detective Inspector, German Federal Criminal Police, Wiesbaden, Germany

This presentation will cover easy to use methods to recover latent fingerprints and DNA in sequence on the skin of cadavers. The outcome of a European wide research project shows that black powder is suitable for visualising identifiable latent prints on human skin whereas the use of green magnetic fluorescent powder is not recommended. Furthermore, the results of comparing nylon swabs with cotton swabs to recover DNA from these latent prints will be presented.

1:00 – 2:00pm



### **Cinder Block Baby: The Jacqueline Amber Barris Case**

**Dr. Tammy S. Barette**

Forensic Anthropologist, Keystone College, La Plume, Pennsylvania

Case overview of an infant homicide focusing on the archaeological recovery and analysis of skeletal remains.

1:00 – 2:00pm

### **Don't Get Stuck in the "Stupid Mode" – Crime Scene Photography Basics and More**

**Brett Doretti, CFPH**

Lead Forensic Specialist, Orange County Sheriff's Department Crime Laboratory, Santa Ana, California

This is an introductory presentation for crime scene personnel who have the responsibility of documenting crime scenes and physical evidence through photography. You will learn basic camera and flash controls and easy to use tips and techniques to improve your photographs at your very next scene. This lecture will benefit attendees with limited to moderate familiarity of camera controls and evidence photography.

1:00 – 2:30pm

### **Biometric Information Systems (BIS) Subcommittee: Open General Meeting**

**Moderator: Brian Finegold, Chair**

**Panelists: BIS Subcommittee Members**

The Biometric Information Systems Subcommittee will meet publicly to discuss issues relevant to the biometrics community. Invited speakers will address issues ranging from biometrics standards developments to recent testing, technological advances, and best practices projects.

1:00 – 3:00pm

### **Latent Print Certification Board (LPCB): Open General Meeting**

**Moderator: Steve Howard, Chair, CLPE**

Senior Forensic Analyst, Forensic Identification Support Services, Ontario Provincial Police,  
Orillia, Ontario, Canada

**Panel: Latent Print Certification Board Members**

This presentation will provide the attendee with the most up to date information on the Latent Print Certification Program. Topics will include certification requirements, new test materials, the testing process and recertification. Attendees will have ample opportunity to address any issues or concerns relating to the Latent Print Certification Program with members of the LPCB.

1:30 – 2:30pm

### **A Study of the SWGFAST “Sufficiency Chart”**

**Dr. Cedric Neumann**

Assistant Professor, South Dakota State University, Brookings

Scientific and legal scholars regularly question the accuracy and reliability of the fingerprint examination process. One of the arguments is that examiners cannot describe precisely how the information observed on pairs of impressions is used to form their opinion. A project funded by the National Institute of Justice and completed in 2013 demonstrated not only the variability between the conclusions reached by examiners when considering a series of impression, but also the significant differences in the type, quality and quantity of information used to reach these decisions. In 2011, SWGFAST proposed a “Sufficiency Chart” to support examiners’ decisions after the Analysis and Evaluation stages of ACE-V. This quality assurance chart was based on the consensus of SWGFAST members, as well as on some data from early statistical studies. The chart is aimed at standardizing (and at reducing variability in) the decision-making process. This paper will review the purpose of the SWGFAST chart; and present results obtained when testing the correlation between the 3 areas of the SWGFAST chart (A: insufficient details; B: complex comparison; C: non-complex comparison) and the quality and quantity of information objectively measured on several hundreds of pairs of latent and control prints.

2:00 – 2:30pm

### **What Do DNA Technical Leaders and Pattern Discipline Supervisors Have in Common?**

**John Paul Jones II**

Program Manager, National Institute of Standards and Technology, Gaithersburg, Maryland

This presentation will employ real-time electronic polling to compare current challenges and training needs identified by 140 DNA Technical Leaders across the country with those of forensic practitioners and supervisors in the pattern disciplines. Scientific, quality assurance and management challenges captured during the first ever DNA Technical Leader Summit held in Norman, Oklahoma on November 20-21, 2013, will be presented with audience members determining their relevance to the pattern disciplines. You are probably more alike than you think...

2:00 – 3:00pm

### **Advanced Photoshop Techniques for the Enhancement of Footwear Impression Evidence**

**Brian McVicker**

Forensic Footwear and Tire Examiner, Federal Bureau of Investigation, Quantico, Virginia

This presentation will cover Photoshop image processing techniques that are not commonly used by forensic examiners in casework. These techniques include the use of adjustment layers, layer masks and selections. Such tools enable the user to process isolated areas of an image and compound the effects of individual adjustments while maintaining the integrity of the original image.

3:00 – 3:30pm

### **Everything You Always Wanted to Know About Video Analytics, Facial Recognition and Big Data to Enhance Public Safety**

**Kris Ranganath**

Director of Technology and Solution, NEC Corporation of America

Public agencies have access to immense amount of recorded media. Today, ever expanding video surveillance networks, smart phones, and social media sites continue to contribute overwhelming data that is simply archived. Progress in video analytics technologies, biometrics technologies, and Big Data solutions are now enabling public agencies to extract useful intelligence from this data. Public agencies can effectively use the analytics generated by processing this media through Big Data solutions to address both public safety and public convenience. This presentation explains the role of biometrics in Big Data solutions, advances in video analytics technologies, typical applications that public agencies can use to enhance public safety.



3:00 – 5:00pm

### **The Detection of Forged and Fabricated Latent Prints**

**Rachelle R. Babler, CLPE and Tom Washington, CLPE**

Latent Print Examiners II, San Diego Police Department, California

This presentation will explore the forgery and fabrication of latent prints and how fingerprint examiners can detect these characteristics during their analysis. Fraudulent evidence is a serious issue that examiners must be aware of in order to recognize and stop this unethical activity.

3:00 – 5:00pm



### **Ritualistic Crime Scene Investigation**

**Dr. Dawn Perlmutter**

Director, Symbol & Ritual Intelligence

Ritualistic Crime Scene Investigation is a comprehensive lecture designed to provide law enforcement professionals with an extensive understanding of occult crime scenes. Investigators will be introduced to the types of crimes most often associated with occult activity, crime scene clues, investigation strategies and an overview of active groups. Crime scene and autopsy images will demonstrate forensic and symbolic evidence specific to particular groups. Numerous cases will be presented including a variety of ritual homicides.

3:00 – 5:00pm

### **Understanding Ammunition**

**Daniel G. OKelly**

Director, International Firearm Specialist Academy, Lake Dallas, Texas

Learn to accurately identify ammunition and to competently explain its various components. Be clear on the confusing naming systems and learn the ability to convert the interchangeable American and European names of common calibers.

3:30 – 4:00pm

### **A History of Footwear Evidence**

**Michael Gorn, CCSI**

Forensic Supervisor, Sarasota County Sheriff's Office, Florida

This presentation will discuss the history of footwear evidence going back to the 1700's. Topics which will be covered include;

- Crime scene methods of documentation (photography/sketching) and recovery (casting)
- Comparison to the history of other evidence types.
- Manufacturing methods
- Historical literature
- Comparison process

Parallels will be drawn between past and modern methods using casework examples.



3:30 – 4:00pm

### Universal Face Workstation (UFW)

**Nick Megna**

Unit Chief, Federal Bureau of Investigation, CJIS Division, NGI Program, Clarksburg, West Virginia

This lecture discusses the FBI's Universal Face Workstation (UFW) software. UFW is currently available for those authorized law enforcement agencies participating in the FBI's Interstate Photo System Facial Recognition Pilot (IPSRP). UFW provides the following abilities: extract face images from media/storage devices; enhance face images and prepare search Types of Transactions (TOTs); submit face search TOTs to FBI face pilot; receive and review candidates in response TOTs; request additional images based on the Universal Control Number (UCN); generate reports based on candidate review; and provide transaction and case management. UFW will be made available to all authorized law enforcement agencies following the deployment of NGI Increment 4 in the summer of 2014.

4:00 – 5:00pm

### Science and Footwear Impression Evidence Examination

**Cindy Homer, CLPE, CFWE, CCSA**

Forensic Scientist, Maine State Police Crime Laboratory, Augusta

This lecture will introduce the audience to the basic definitions of science and how the footwear impression discipline can claim to have a scientific foundation. The lecture will cover such topics as the differences between traditional science and applied science, science versus non-science, what makes something scientific and in the end, why the footwear impression comparison discipline possesses the essential qualities of a scientific discipline.

4:00 – 5:00pm

### Best Practices and Interoperability for Law Enforcement Video Analysis Using Facial Recognition

**Robert Horton**

Director of Marketing and Communications, MorphoTrak

The Navy Yard shooting and Boston bombing have proven the value and need for video surveillance with facial recognition, in real-time and for investigative work. This session examines some challenges of video surveillance, to develop understanding of current standards for consideration in deploying such systems. We will discuss technology advances which now allow receiving automatic alerts of watch-lists against live video streams. We will also discuss finding faces in the video stream during post-event investigations.

### Footwear Certification Testing

The IAI Footwear Certification Committee will offer footwear certification testing on Wednesday, August 13th, beginning promptly at 9:00am. Only those applicants approved prior to will be permitted to take the test. Applications may be obtained from [www.theiai.org](http://www.theiai.org) or from the Secretary of the Footwear/Tire track Certification Board.

### Forensic Photography/Imaging Certification Testing

Forensic Photography certification testing will be held on Wednesday, August 13th, beginning promptly 8:00am. Only those applicants approved prior to will be permitted to take the test. Applications may be obtained from the IAI Web Site, [www.theiai.org](http://www.theiai.org) or from the Secretary of the Forensic Photography/Imaging Certification Board.

### Forensic Video Certification Testing

Forensic Video certification testing will be held on Wednesday, August 13th, beginning promptly 1:00pm. Only those applicants approved prior to will be permitted to take the test. Applications may be obtained from the IAI Web Site, [www.theiai.org](http://www.theiai.org) or from the Secretary of the Forensic Video Certification Board.

7:30 – 9:20am

W70 \$20 (Basic Training Level)

### Introduction to Forensic Gait Analysis

**Dr. Ivan Birch**

Professor, Consultant Expert Witness, Sheffield Teaching Hospitals NHS Foundation Trust

**Dr. Wesley Vernon OBE**

Professor, Head of Podiatry Services and Research Lead, Sheffield Teaching Hospitals NHS Foundation Trust

Forensic gait analysis is increasingly being used as a part of criminal investigations. As the number of CCTV cameras in operation continues to rise, its use as an aid to identification is likely to increase. This workshop will give consideration to the evidence base for forensic gait analysis, before introducing the principles and practice. Participants will be guided through the assessment of CCTV footage for suitability for use in forensic gait analysis, and then undertake the analysis of the gait of a subject from questioned footage, and that of a suspect from reference footage. Consideration will be given to the comparison of the observations made, and how the outcomes can be appropriately conveyed in a report using verbal expressions of likelihood. By the end of the workshop participants will have a basic understanding of the theory and practice of forensic gait analysis. This workshop is aimed at delegates interested in undertaking forensic gait analysis, and those interested in using the strategy as part of criminal investigations. This workshop is considered a group interaction workshop, not hands-on. **This workshop is also offered as W71 following this workshop.**

7:30 – 11:30am

W7 \$50 (Intermediate Training Level)

### Comparison of Plantar Friction Ridge Impressions

**Jon T. Stimac, CLPE**

Ron Smith & Associates, Inc., Sunriver, Oregon

Due to their infrequent submission into forensic laboratories, friction ridge impressions originating from the foot/sole that have been recovered at the scene of a crime can challenge even the most tenured comparison analyst. This four-hour workshop is designed to provide the participant with the biological fundamentals, legal admissibility scenarios and a tangible practical comparison experience with plantar friction ridge impressions. This workshop will not address classification or recording techniques. Each examiner will need to bring a magnifying glass. **This workshop will not be repeated.**

7:30 – 11:30am

W9 \$50 (Intermediate Training Level)

### Examination of Footwear Impression Evidence from Outsole Design to Identification

**William J. Bodziak, CFWE**

Special Agent, Federal Bureau of Investigation (retired); Bodziak Forensics, Palm Coast, Florida

This four-hour workshop will include the four separate areas involved during the forensic comparison between a shoe outsole and a footwear impression recovered from a crime scene. First the protocol for establishing the correspondence or non-correspondence of design and size will be addressed. This will include some information on manufacturing as well as case illustrations ranging from conclusions of association of only a limited design to those where sufficient evidence exists to link the impression and shoe outsole to the same mold source. Then the area involving the condition of general wear of the outsole will be addressed including eliminations and inclusions using general wear and issues and concerns involving the appropriate evaluation of this area. Finally, the use and evaluation of randomly acquired individual characteristics to establish identification of a shoe will be covered both in lecture and case examples. Conclusions will utilize the newly established SWGTREAD Standard for expressing conclusions as well as a step-by-step method of approaching and documenting the entire examination. Some casework exercises for each attendee will be included. **This workshop will not be repeated.**

7:30 – 11:30am

W14 \$50 (Intermediate Workshop)

### Composite Drawing and Facial Analysis

**Stephen Mancusi, CFA**

Forensic Artist - ForArtist LLC, Detective New York Police Department (retired), New York

This is generally a sketching workshop. The drawing exercises will address specific hurdles that may arise during the development of a composite drawing and help provide possible solutions. Many of these instructive drawing exercises are designed to challenge the expert forensic artist, while others will improve the intermediate or beginner artist as well. Additionally, the three-stage method for developing a composite sketch (proportion, characteristic, rendering) and its inherent versatility will be demonstrated. This method is an effective way to analyze and visually understand why individuals look the way they do. This knowledge and awareness plays an important role when developing the victim's/witness's words of description on an evolving composite sketch. Each participant should bring his/her own art equipment and drawing board. An 11" x 14" drawing pad is strongly suggested. However, there will be some art materials available. **This workshop will not be repeated.**

7:30 – 11:30am

W18 \$60 (Advanced Training Level)

### Examination of Bodies for Fingerprints – Proven Methods, Tried and True

**Brian Dalrymple, CLPE**

President, Brian Dalrymple and Associates, Coldwater, Ontario, Canada

**Lorene E. Moore, CLPE**

Latent Print Supervisor, King County Sheriff's Office, Seattle, Washington

This workshop is also offered as W16 and W17 on Tuesday. The learning objectives are provided under W16.

7:30 – 11:30am

W25 \$40 (Advanced Training Level)

### Producing High Quality Forensic Images Using HDR Photography

**King C. Brown, CLPE, CFPH, CSCSA**

Crime Scene Supervisor, West Palm Beach Police Department, Florida

**M. Dawn Watkins, CLPE, CFPH, CSCSA**

Crime Scene Investigator/Latent Fingerprint Examiner, Palm Beach Gardens Police Department, Florida

**Owen M. McDonnell Jr., CLPE, CCSA, CTPE**

Lieutenant, Crime Scene Investigations Division, Caddo Sheriff's Office, Shreveport, Louisiana

**Tammy S. Barette**

Forensic Anthropologist, Associate Professor, Keystone College, La Plume, Pennsylvania

Forensic Photography has been evolving ever since the very first forensic photograph was taken over 100 years ago. The evolution has continued from film to almost entirely digital photography in forensics. With this age of digital photography investigators now have an advantage over film with the ability to capture forensic images and being able to view them right after an image has been taken. Now the photographer can see if the image captured has the needed detail to make an excellent forensic image. With the use of computers and digital cameras investigators are able to adjust the overall tonal range of an image using the HDR (High Dynamic Range) technique. Reproducing the full range of tones or brightness values seen by the human eye is one of the most fundamental challenges in photography. This workshop will delve into the use of HDR Photography Technique in Forensic Investigations and for the preservation of Evidence. Each student will receive an evaluation copy of Photomatix Pro 4 Software. The student is required to bring for this workshop a digital camera with settings to bracket images, tripod and cable release. **This workshop will not be repeated.**

7:30 – 11:30am

W50 \$70 (Basic Training Level)

### Photoshop for Dummies

**Mark Zabinski, CLPE, SCSA**

Criminalist II, Latent Print Examiner, Rhode Island State Crime Lab, Kingston

**Scott Osborn**

Senior Scientific Officer, Australian Federal Police, Australia

This hands-on workshop has been designed to go step-by-step through the processes of imaging and enhancement techniques using Adobe Photoshop and along the way provide hints, tips and tricks to using Photoshop more effectively. The focus will be on giving those who want to use Photoshop but not sure how, the basic knowledge to navigate the Photoshop workspace and use a selection of available tools.

Over the course of the workshop you will gain an understanding of;

- Working with Bits
- Navigating desktop tools
- Using;
- Preferences i.e. Activating History Log
- Rulers
- Histograms
- Layers
- Raw conversion
- Basic Image enhancements such as Levels, B&W Adjustment and Inverting
- Image resizing

It is desirable that participants have a basic knowledge in regards to navigating their way around a windows operating environment and Adobe Photoshop, but not essential. **This workshop will not be repeated.**

7:30 – 11:30am

W57 \$40 (Intermediate Training Level)

### Photography with ALS

**David J. Doglietto, CSCSA**

Senior Investigator, California Department of Corrections & Rehabilitation, CTF-Soledad, State Prison, California

**Edward "Ted" McDonald and Michael "Mike" Hullihan**

Senior Instructors, Department of Homeland Security, Federal Law Enforcement Training Center, Glynco, Georgia

A quality Alternate Light Source or ALS is a valuable asset to any crime scene technician's toolbox or laboratory. However, of what use is the technology if the service that it provides cannot be properly documented. Enter the era of the digital camera and its function in the crime scene or laboratory. The trick, therefore, is combining the two technologies and using them to our advantage in documenting evidence, that otherwise may have been overlooked, in a manner that will be useful in courtroom proceedings. This workshop is designed to develop and improve the skills of the crime scene or laboratory technician in the use of their camera to successfully document exactly what they see through the colored filter. The workshop is designed for intermediate students who have a working knowledge of their cameras and the ability to change camera settings. Don't forget to bring your cameras and tripods! **This workshop will not be repeated.**



7:30 – 11:30am

W63 \$50 (Intermediate Training Level)

## **Distortion: Analysis and Discussion (Effect and Cause)**

**Sandra Siegel, CLPE**

Senior Latent Print Examiner, Forensic Division, Austin Police Department, Texas

Friction ridge skin does not reproduce exactly when recorded. In almost every recording of friction ridge detail there is some type of distortion. Fortunately, most of the time distortion does not detract from individualizations being made. An important part of any fingerprint or latent print training program is the recognition and analysis of distortion to determine its impact in the examination and comparison of friction ridge impressions and then describing it to other examiners or in a courtroom setting.

This workshop is designed for the fingerprint and especially the latent print examiner who have received training in friction ridge comparison. It combines analysis of friction ridge detail, documentation of the observed distortion 'Effect', and the description of the possible 'Causes' of the distortion. After a power point presentation, the students will be divided into teams. They will be given sets of friction ridge prints for analysis and be asked to present the observed 'Effect' and describe the possible effect. The objective is for the student to analyze, document, and articulate different aspects of friction ridge distortion. **This workshop will not be repeated.**

7:30 – 11:30am

W84 \$30 (Basic Training Level)

## **Opportunity Knocks: A Chance to Better Prepare for the IAI Tenprint Certification Examination**

**Nancy Clark**

Forensic Identification Specialist, Los Angeles County Sheriff's Department, California

**Ann Punter**

Training Manager, 3M Cogent

The attendee will learn how to prepare for such a rigorous test by practicing with exercises that will help in honing the examiner's skills. This workshop will review the biology of fingerprints, pattern interpretation and work on complex fingerprint comparisons. **This workshop will not be repeated.**

7:30 – 11:30am

W107 \$40 (Intermediate Training Level)

## **The Cold Case Epidemic: Strengthening the Circumstantial Case**

**Dr. Laura G. Pettler, CSCSA**

Owner, Carolina Forensics, LLC, Waxhaw, North Carolina

According to 2010 research conducted by Scripps News, there are an estimated 185,000 cold homicide cases nationwide in the United States. Homicide cases involving drugs and gangs are more likely to go unsolved than others. Additionally, male victim cases are more likely to remain without an arrest than are cases where females have become victims. This workshop presents an innovative methodology investigators can use to analyze and evaluate cold cases towards developing new leads, narrowing the scope of the suspect pool, and strengthening both physical and circumstantial evidence. This workshop is considered a group interaction workshop, not hands-on.

**This workshop is also offered as W108 on Friday.**

8:00 – 10:00am

W48 \$35 (Basic Training Level)

## **Processing Tips for Marijuana Grow Labs**

**Wade Knaap**

Faculty, Forensic Science Program, University of Toronto, Mississauga, Ontario, Canada

Latent fingerprint examination of marijuana grow labs can be challenging. The highly reflective wall covering surfaces and heat generating light bulbs are particularly difficult. This workshop will examine techniques for

**Register Now, Click Here**

developing and photographing latent prints on these surfaces. Traditional and novel techniques will be discussed. **This workshop will not be repeated.**

8:00 – 10:30am

W104 \$30 (Intermediate Training Level)

### **Recognizing and Documenting Bloodstain Pattern Evidence**

**Jonathyn W. Priest, CBPE**

Forensic Analyst/Trainer; Bevel, Gardner & Associates

For many law enforcement agencies, processing bloodstain scenes often falls to the general assignment crime scene detective or technician. Having personnel who are trained and experienced in bloodstain pattern analysis available to assist at a bloodstain scene is not always possible, so proper documentation of bloodstains at the crime scene becomes an important part of the investigation.

This workshop is designed for crime scene technicians and others associated with crime scene investigations, as well as those who have training and experience in bloodstain pattern documentation desiring a review. The workshop will assist the participants with recognition of bloodstain patterns and provide a means for the documentation of those bloodstains. This documentation method can be useful for the bloodstain pattern analysts or a future evaluation. Previous training is beneficial, however, attendees need not have training in bloodstain evidence to participate in this workshop. **This workshop will not be repeated.**

8:00 – 11:00am

W97 \$35 (Intermediate Workshop)

### **Analysis of Complex Patterns and BPA Scenarios**

**Holly M. Latham, CLPE, CBPA**

Forensic Scientist III, Kansas Bureau of Investigation, Great Bend

**Cory D. Latham, CBPE, CSCSA**

Senior Special Agent, Kansas Bureau of Investigation, Great Bend

Introductory bloodstain courses offer an analyst the tools to recognize straightforward, textbook type patterns, but what happens when things aren't that simple? This workshop will address complex patterns in BPA, and explore their implications through casework examples and scenarios. Overlapping patterns, sequencing considerations and limitations, and examination of bloodstains on different fabric types will be covered. The class will be given case examples and simulated scenarios, and then be asked to evaluate pattern identification, what sequencing can be done, interrelationships of evidence and alternate hypothesis consideration. Students are expected to have a basic understanding of bloodstain pattern analysis. **This workshop will not be repeated.**

9:40 – 11:30am

W71 \$20 (Basic Training Level)

### **Introduction to Forensic Gait Analysis**

**Dr. Ivan Birch**

Professor, Consultant Expert Witness, Sheffield Teaching Hospitals NHS Foundation Trust

**Dr. Wesley Vernon OBE**

Professor, Head of Podiatry Services and Research Lead, Sheffield Teaching Hospitals NHS Foundation Trust

This workshop is also offered as W70 prior to this workshop. The learning objectives are provided under W70.

1:00 – 3:00pm

W26 \$30 (Intermediate Training Level)

## UV/IR Photography of Crime Scene Evidence

**King C. Brown, CLPE, CFPH, CSCSA**

Crime Scene Supervisor, West Palm Beach Police Department, Florida

**M. Dawn Watkins, CLPE, CFPH, CSCSA**

Crime Scene Investigator/Latent Fingerprint Examiner, Palm Beach Gardens Police Department, Florida

**Owen M. McDonnell Jr., CLPE, CCSA, CTPE**

Lieutenant, Crime Scene Investigations Division, Caddo Sheriff's Office, Shreveport, Louisiana

Gun Shot Residue (GSR) preservation through infrared and ultra-violet photography will be used in this hands-on approach for the photographic capture of GSR evidence. Students will work in teams using UV/IR photographic equipment to recover GSR photographically. **This workshop will not be repeated.**

1:00 – 3:00pm

W103 \$30 (Basic Training Level)

## Recognizing Voids and How to Use Them in Bloodstain Pattern Analysis

**Tom "Grif" Griffin, CSCSA, CBPE**

Forensic Consultant, Bevel, Gardner & Associates, Inc., Retired Criminal Investigator, Colorado Bureau of Investigation

Investigative Question: Are you looking at a void or just an absence of blood? Voids are useful when documenting, interpreting and reconstructing an event where bloodshed has occurred. They can help identify and verify a secondary object that was at the crime scene. In addition, voids may be used to determine positions of subjects (victims, suspects, witnesses) relative to each other as well as the scene in general. This workshop will present characteristics of voids and case examples of their use in bloodstain pattern analysis. Displays will be presented for the student to examine so as to consider the investigative question. **This workshop will not be repeated.**

1:00 – 5:00pm

W2 \$60 (Intermediate Training Level)

## Friction Ridge Sufficiency: The Threshold?

**Julie Brownfield, CLPE**

Forensic Lead Specialist, Forensic Unit, Spokane County Sheriff's Office, Washington

This workshop is also offered as W1 on Monday and W3 on Thursday. The learning objectives are provided under W1.

1:00 – 5:00pm

W15 \$70 (Intermediate Workshop)

## Utilizing Photoshop for Age-Progressed Images and Image Modifications

**Stephen Mancusi, CFA**

Forensic Artist - ForArtist LLC, Detective New York Police Department (retired), New York

Photoshop is a powerful digital tool for any forensic expert, especially the artist. This workshop addresses its application as it relates to age-progressed images and enhancements of previously developed images. The participants will be exposed to a variety of digital tools such as: selection, masks, transformer, drawing, blending, copy/paste and the layer palette. The concepts of image resolution, sizing, file type and registration will also be covered.

Each participant will have the opportunity to explore general adult aging trends, develop an age modification of a supplied subject, and enhance a previously developed image. The participant is encouraged to bring a digital scan of a composite drawing as a .jpg file to use for the enhancement exercise. However, if necessary, one can be provided. Some knowledge and experience with Adobe Photoshop is recommended for this workshop. **This workshop will not be repeated.**



1:00 – 5:00pm

W35 \$60 (Intermediate Training Level)

## Crease and Third Level Ridge Details Workshop

**John R. Vanderkolk**

Laboratory Manger, Indiana State Police, Fort Wayne

This workshop is also offered as W34 on Monday. The learning objectives are provided under W34.

1:00 – 5:00pm

W40 \$40 (Intermediate Training Level)

## Reducing Erroneous Exclusions: The Workshop!

**Eric Ray, CLPE**

Criminalist, Arizona Department of Public Safety Crime Laboratory, Phoenix

**Penny Dechant, CLPE**

Criminalist/Latent Print Technical Leader, Arizona Department of Public Safety Crime Laboratory, Phoenix

This workshop is also offered as W39 on Tuesday and W41 on Friday. The learning objectives are provided under W39.

1:00 – 5:00pm

W53 \$40 (Intermediate Training Level)

## Quadrant Mapping of Bloodstained Crime Scenes

**Christopher D. Duncan, CFP, CSCSA, CBPE**

Crime Scene Investigator, Houston Police Department: Houston, Texas

**Christine Ramirez, CSCSA**

Program Manager, Texas A&M Engineering Extension Service, College Station, Texas

“Quadrant Mapping” of bloodstains is an accurate and methodical technique by which simple to complex bloodstain patterns in crime scenes can be documented. Quadrant Mapping is an extension of the well-known “Roadmapping” technique. It allows crime scene investigators and novice Bloodstain Pattern Analysts to properly document bloodstain patterns for analysis. Students will be given hands-on experience in documenting bloodstain patterns via Quadrant Mapping. Class presentations will include documentation, photography, and courtroom presentation of bloodletting events. Students should bring pencils and a straight-edge (ruler) to class. Students are encouraged to bring their cameras, as there will be hands-on photographic instruction offered during the workshop. **This workshop will not be repeated.**

1:00 – 5:00pm

W66 \$50 (Intermediate Training Level)

## Latent Print Direct Testimony – Laying the Foundation for Your Expert Opinion

**Christine E. Davis and Melissa R. Gische**

Physical Scientists/Forensic Examiners, Latent Print Unit, Federal Bureau of Investigation Laboratory, Quantico, Virginia

With the 2011 revision of the Federal Rule of Evidence governing expert testimony (FRE 702), expert witnesses now need to provide a basis for their opinion. This is accomplished by demonstrating that their testimony relies on sufficient facts or data as well as how their testimony is the product of reliable principles and methods. Through presentations and group discussions, participants will discuss how to rely on published research and best practices to support the scientific reliability of friction ridge evidence during direct testimony. This workshop is designed for latent print examiners with several years of experience or a basic knowledge of current topics impacting the discipline. This workshop is considered a group interaction workshop, not hands-on. **This workshop will not be repeated.**

1:00 – 5:00pm

W85 \$30 (Basic Training Level)

## **A Comprehensive Workshop for the Recording of Friction Ridge Skin**

**Diana Escobedo-Gutierrez**

Forensic Identification Specialist, Los Angeles County Sheriff's Office, California

**Crystal Frowner**

Forensic Identification Specialist II, Kansas City Police Department, Missouri

**Nancy Clark**

Forensic Identification Specialist, Los Angeles County Sheriff's Department, California

**Brian James**

Forensic Identification Deputy, Los Angeles County Sheriff's Department, California

With this workshop the students will have the opportunity to learn several techniques for recording friction ridge skin. We will review the biology of fingerprints, and the importance of recording legible friction ridge skin. The students will work with the Spoon Technique, Live Scan, Major Case Prints, Ink prints or 10 prints, Powder Technique and foot impressions. Please, wear comfortable clothing and be prepared to work with black ink, magnetic and black powder. **This workshop will not be repeated.**

1:00 – 5:00pm

W100 \$40 (Basic Training Level)

## **Bloodstain Patterns: Size, Shape and Surface Considerations**

**Jan Johnson, CSCSA**

Forensic Specialist, Forensic Pieces Inc., Pensacola, Florida

**Al Brown, CSCSA**

Special Agent, South Carolina Law Enforcement Division, Columbia

Bloodstain pattern recognition and identification are important pieces of the puzzle when attempting to reconstruct events that occur in violent crime scenes. This workshop will provide hands-on experience with scientific experiments that demonstrate the final appearance of blood on various targets. These experiments were designed to demonstrate the effects blood deposited on various surfaces, at various heights, and various angles. A review of the recommended Bloodstain Pattern Terminology and requirements for the IAI Bloodstain Pattern Certification, as well as bloodstain pattern case studies will also be presented in this workshop. This workshop is geared towards the crime scene technicians, investigators, detectives, medical examiners and/or medical examiner investigators, as well as laboratory analyst and other forensic professionals associated with crime scene investigation. Safety Note: Aprons, gloves, safety glasses, and masks will be provided for students enrolled in this workshop. Non-human blood will be utilized for the experiments. Please bring your camera if you wish to document these experiments.

**This workshop will not be repeated.**

1:00 – 5:00pm

W109 \$40 (Basic Training Level)

## **Make Dealing with Photographing and Lifting Difficult Prints a Breeze**

**Mark Zabinski, CLPE, SCSA**


Criminalist II, Latent Print Examiner, Rhode Island State Crime Lab, Kingston

**Scott Osborn**

Senior Scientific Officer, Australian Federal Police, Australia

The student will learn how to preserve difficult latent prints that are often found on textured and contoured surfaces by implementing useful techniques such as close-up photography and multiple types of lifting medias (gel lifts, DIF tape and Mikrosil). The student will also learn to utilize gel lifts to nondestructively lift latent prints that have been developed with cyanoacrylate, latent prints developed on porous surfaces using magnetic or conventional powders and to capture indented writing. The student will also learn to use a scanner to scan latent prints on objects that are not flat. This is a hands-on workshop. You are welcome to bring camera equipment with you to use in the workshop but it is not necessary. **This workshop will not be repeated.**

We have the pieces for your  
**Forensic Needs.**



**Forensic**Pieces

[www.forensicpieces.com](http://www.forensicpieces.com)

8:00 – 9:00am

### Reworking an Erroneous Identification

**Marcus Montooth, CLPE**

Latent Print Examiner I, Indiana State Police, Evansville Laboratory

**John Vanderkolk**

Laboratory Manager, Indiana State Police, Fort Wayne Laboratory

Lana Canen spent eight years in prison because of an erroneous fingerprint identification. From the erroneous identification chart to the analysis of the latent and subsequent re-examination, we will look at her case as the examiner did to explore the differences and pressures involved on reworking a case. In closing, we will discuss fingerprint errors in general and responsibilities of the latent print community as a whole.

8:00 – 9:00am

### Easy Compliance with Court Ordered Discovery

**Ken Moses, CLPE**

Inspector, San Francisco Police CSI (ret.,) Laboratory Director, Forensic ID Services, San Francisco, California

Evidentiary discovery is a basic requirement of law in every jurisdiction in the United States, but with over 200,000 latent print identifications a year and with growing numbers of retiring examiners taking on defense work, discovery can be a burden on government agencies. This lecture will share methods that can make discovery efficient and yet satisfy both the prosecution and the defense through the use of the Internet and programs like Dropbox.


8:00 – 9:00am

### What Does it Mean to be Unique?

**Stephen Wood**

Mathematician, National Institute of Standards and Technology, Gaithersburg, Maryland

Every penny is unique, and theoretically can be distinguished. Sub-atomic particles are not, and [excepting quantum entanglement] thus cannot be distinguished. Because biometric objects are also unique, the concepts of equivalence and distinguishability are much more relevant. We interactively explore equivalence and distinguishability. Our research methods completely eliminate spurious false matches, supporting empirical evidence that the probability of a false match may be under one in a quadrillion.

8:00 – 9:00am 

### Crime Scene 360 - Panoramas

**Tony M. Nguyen, CFPH, CFVE**

Crime Scene Investigator, Pomona Police Department, California

Ever wish you can return to scene of the crime? The use of panoramic photography along with virtual tour techniques will provide the current and cold case detectives/ investigators an opportunity to get a “second” look at the entire crime scene in high resolution—long after it has been dismantled. Three types of panoramic photography techniques will be highlighted with examples. Various camera lenses and imaging software will be detailed in the creation of a compelling virtual crime scene “walk thru.” All can be accomplished without expensive crime scene scanner hardware.



8:00 – 9:30am

### Writing a Comprehensive Bloodstain Pattern Analysis Report

**Michael J. Van Stratton, CBPA, CLPE**

Laboratory Director, Kansas Bureau of Investigation, Topeka

**Tom "Grif" Griffin, CBPE, CSCSA**

Forensic Consultant, Bevel, Gardner and Associates, Inc., Retired Colorado Bureau of Investigation Laboratory

The report filed by a Bloodstain Pattern Analyst (BPA), while based on scientific methodology, is often regarded as subjective at best. Analysts may be bound by their agency's reporting format, however; there are essential elements which should be incorporated into the body of the report to ensure the reader, whether it is the prosecutor, defense counsel or the opposing defense expert, to understand how the analyst was able to reach their conclusions. This lecture will also cover SWGSTAIN guidelines for writing a BPA report.

9:00 ~ 9:30am

### Identification as a Service (IDaaS)

**Kris Ranganath**

Director of Technology and Solution, NEC Corporation of America

Identification technology has progressed from just being a fingerprint matching solution to comprehensive multimodal solutions that can be delivered now as service on a private cloud. Service model enables agencies to access cutting edge technology with limited or no capital investment. This presentation discusses the progress in identification technology and the platform that is enabling NEC to deliver this as a service, the challenges associated with such services like security, deployment, affordability, reliability, and manageability.

9:00 – 10:00am

### Update on Fingerprint Research at the U.S. Secret Service

**Robert Ramotowski**

Chief Research Scientist, U.S. Secret Service, Washington D.C.

A review of recent research projects conducted by laboratory staff and student interns at the U.S. Secret Service Forensic Services Division will be presented. Topics will include: processing coated paper/counterfeit banknotes; processing recommendations for stone papers; the impact of latent print processes on writing ink analyses; processing recommendations for business envelopes; and acidification studies of the amino acid reagent ninhydrin. Additional studies may also be included.

9:00 – 10:00am 

### Captivating the Jury

**Hillary Moses Daluz**

Senior Latent Print Technician, American Systems, Chantilly, Virginia

The experienced forensic scientist is knowledgeable of all technical and scientific aspects of their discipline: the Daubert Trilogy, relevant historical figures, chemical reagents and their uses. However, even the most seasoned forensic scientist may not necessarily be the most successful expert witness. This presentation will comprise tips for an effective courtroom presentation, the goal of which is to learn how to educate, enlighten and captivate any jury.



9:00 – 10:00am

### **Succession Planning in the Government Sector**

**Deborah Leben, Chair, IAI Board of Directors**

Laboratory Director, United States Secret Service, Washington, D.C.

Leading organizations across all sectors approach succession planning as an integrated process. They engage in strengthening and developing leadership talent at all levels of the organization. When approached strategically, succession planning becomes a powerful agent for positive organizational transformation. This presentation discusses succession planning and strategies used by government-sector organizations. Two important initiatives will be addressed: 1) succession planning for emerging leaders, and 2) cultivating cross-cutting initiatives and resource sharing opportunities among government sector organizations.

9:30 – 10:00am

### **Biometrics in Checkpoint Control**

**David Klug**

Director of Federal Business Development, MorphoTrak, LLC.

This presentation will cover how biometrics are used and optimized in checkpoint control at sensitive facilities to increase security by identifying potential threats and to comply with mission critical requirements.

10:00 – 11:00am

### **Significance of Footwear Examinations and Conclusions in a Major Case Management Module**

**John C. Norman, CFWE**

Senior Forensic Analyst, Ontario Provincial Police, Orillia, Canada

**Dennis J. Olinyk**

Detective Inspector (retired), Ontario Provincial Police, Orillia, Canada

Review of homicide cases from Northern Ontario, Canada by Detective Inspector Dennis Olinyk (retired) and Senior Forensic Analyst John Norman, where footwear evidence was located, recorded and examined and proffered in evidence in the subsequent trials. The significance of footwear evidence in these cases and the impact of footwear evidence from a major case manager's perspective.

10:30 – 11:30am

### **Latent Quality Metrics for AFIS**

**Nick Megna**

Unit Chief, Federal Bureau of Investigation, CJIS Division, NGI Program, Clarksburg, West Virginia

This lecture discusses the development of an automated latent fingerprint quality metric (LQMetric). This software takes as input a fingerprint image (optionally with region of interest marked), and returns a value which serves to quantify the utility of the print. Standardized quality metrics for latent prints would be invaluable for multiple purposes, such as predicting the likelihood of successful AFIS matching, providing assistance to examiners in determining whether a particular latent is appropriate for image-only (LFIS) searching or would require human-marked features (LFFS); characterizing the quality distribution of a dataset of latent prints (such as is currently done now using the informal "good""bad""ugly" categories); quality-directed workflow (prioritizing backlog based on quality); or directing poor-quality latents to more expert examiners; or providing an objective measure of difficulty for use in quality assurance (e.g. flagging complex prints for special handling/additional verification). LQMetric will be integrated into the FBI's Universal Latent Workstation (ULW).


10:30am – Noon

## Shootout at the IAI Corral! Moving Your Latent Print Unit Forward Without Losing Sight of the Real Purpose

**Ron Smith, CLPE**

President, Ron Smith & Associates, Inc. Collinsville, Mississippi

Over the last several years our discipline has been besieged with new recommendations and proposed standards of operation which, although certainly positive, seem to have knee jerked us into a situation of reduced production. Without steady case production, criminals will go undetected, innocent individuals will still be considered as suspects and our primary purpose will much too often remain unfilled. This lecture will focus on several current issues such as case documentation requirements, limited examination policies, levels of case review, AFIS databases and searching strategies, examiner competency, individual examiner and unit production and as many other topics as Ron can cram into the time slot. The intention of this presentation is to carefully examine the value and efficiency of each issue in a fully functioning latent print unit. Toes will be stepped on for sure and tomatoes suitable for throwing will be provided at the door. Come take a shot at Ron. He's a big, slow moving target.

10:30am – Noon 

## Staged Crime Scenes - Are They Real or Simply Incidental?

**Jan Johnson, CSCSA**

Forensic Specialist, Forensic Pieces Inc., Pensacola, Florida

Most law enforcement agencies have encountered a potentially staged crime scene, some with a sinister motive behind their appearances and others of a more benign incidental nature. The average investigator, detective or crime scene technician or analyst probably knows little about empirical data or theories regarding staged crime scenes and is simply trying to efficiently process a scene during a death investigation. This lecture will equip the attendee to recognize the characteristic "red flags" that are so often present but frequently overlooked within the crime scenes, which would allow the investigator to tell the difference between the incidentals versus sinister staging events. A systematic approach to evaluating the scenes will be presented which, if applied, should enable the attendee to identify the staged scene and to properly discern whether the staging is benign or sinister in origin. Come and solve a few cases as we learn to "find the red flags".

10:30am – 12:30pm

## Exotic Firearms: Machinegun Conversions and More

**Daniel G. OKelly**

Director, International Firearm Specialist Academy, Lake Dallas, Texas

Learn the eleven most common clandestinely made/converted machineguns, and how to detect the conversions when collecting crime-guns as evidence. If time permits, other categories of clandestinely made/converted NFA firearms will be explained.

11:00am – Noon

## The Analysis, Comparison and Evaluation of Footwear Impression Evidence

**Cindy Homer, CLPE, CFWE, CCSA**

Forensic Scientist, Maine State Police Crime Laboratory, Augusta

Current questions about the scientific nature of forensic evidence analysis have made it more vital than ever that we adhere to examination processes that follow a scientific structure. We also need to be able to show that we adhered to these processes during our examinations. This lecture will describe an established examination process that follows a strict scientific structure and suggest ways to demonstrate that the structure was adhered to during the examination.

11:30am – 12:30pm

### **DVR Recovery – Best Practices**

**Carol H. Fortier**

Video Communications Specialist, Federal Bureau of Investigation, Quantico, Virginia

Have you ever walked into a scene and been faced with the unnerving task of recovering video from a DVR? Your heart rate increases, your palms begin to sweat and panic starts to set in...Relax and take a deep breath. In the famous words of the FBI, "I'm here to help." This presentation will lay the foundation for recovering the best possible video evidence from a DVR. We'll discuss retrieval methods as well as documentation guidelines.

12:30 – 1:30pm

### **Results of the Survey "Status of Accreditation and Identification and Development Practices in the Fingerprint Field"**

**Robert Ramotowski**

Chief Research Scientist, U.S. Secret Service, Washington D.C.

A review of the results of a 2014 survey of laboratories in the United States using a new, modified set of identification and development questionnaires will be discussed. The survey questions will be discussed and the overall objectives of this exercise will be presented. This IAI survey is a follow on to an effort spearheaded by the European Network of Forensic Science Institutes (ENFSI) and hopefully will encourage additional collaborations in the future between these two forensic organizations.

1:00 – 1:30pm

### **Analyzing and Comparing Large Format Impression Evidence Recordings On-Screen in Real Time**

**Gregory Laskowski**

President/Chief Consultant, Criminalistics Services International, LLC

The Use of Mideo Systems CASEWORKSeis™ (CWS) Comparative Analysis Module will be used to evaluate, compare, evaluate, mark up, and print large format digital images frequently found in impression evidence cases such as footwear and tire track examinations. All enhancement techniques and photo manipulations are recorded and securely recorded and archived. This can be all done on the fly including the uses of side by side and transparency examinations. The system is also compatible with most Laboratory Information Management Systems.

1:00 – 2:30pm

### **Overview of the NIST Process towards the Establishment of the Scientific Area Committees and the Relationship to the National Commission on Forensic Science**

#### **Overview of Received Responses to the NIST 2013 Notice of Inquiry Regarding the Establishment of the Guidance Groups**

**Susan Ballou**

Program Manager for Forensic Sciences, National Institute of Standards and Technology, Gaithersburg, Maryland

The National Institute of Standards and Technology (NIST), per authorization from DOJ-NIST Memorandum of Understanding (MOU) will establish the "Guidance Groups" (now termed "Scientific Area Committees"). NIST is responsible for administering and coordinating support for the discipline-specific Scientific Area Committees. NIST issued a Notice of Inquiry (NOI) to obtain national and international input on the establishment and structure of governance models. Eighty-two responses were received in response to the NOI and will be discussed.



### **NIST Proposed Organization of Scientific Area Committees (OSAC) - What Were Previously Called "Guidance Groups"**

**Mark Stolorow**

Director, Law Enforcement Standards Office (OLEs), National Institute of Standards and Technology, Office of Special Programs (OSP), Gaithersburg, Maryland

The development of a quality infrastructure for forensic science was a key component of some of the reforms anticipated in the National Academy of Sciences (NAS) report. The National Institute of Standards and Technology (NIST) envisions uniform administration of adoption and promulgation of standards through the Organization of Scientific Area Committees model. The model includes overall infrastructure and communication flow between the Scientific Area Committees and the forensic science community.

### **The National Commission on Forensic Science (NCFS) Mission and its Relationship to the OSAC**

**Dr. John Butler**

Special Assistant to the Director for Forensic Science; National Institute of Standards and Technology, Vice-Chair for the National Commission on Forensic Science, Gaithersburg, Maryland

Establishment of the Commission and OSAC, together with continued foundational research undertaken by NIST and other agencies, intends to advance forensic science by drawing on agencies' core strengths. The MOU outlines the framework for cooperation and collaboration between DOJ and NIST in support of the Commission, which will develop national forensic science guidance and policy recommendations for consideration by the Attorney General. The activities undertaken by both entities have well-defined focus and projected outcomes.

**1:30 – 2:00pm**

### **Decision Map for Bloodstain Pattern Recognition**

**Philippe Esperança, CBPE**

Forensic Expert of the French Supreme Court and for the International Criminal Court Marseille, France

The first step of the Bloodstain pattern Analysis is the recognition of the pattern studied. Following the Joe Slemko definition, the identification is through the examination of the shapes, locations and distribution patterns of bloodstains. These kind of information and goal of identification reminded me my first academic studies: Entomology. For Insect as well as for all animals and plants, exists key of identification or map decision allowing their user to identify the insect, animal or plant that he studies. So why not doing the same for the Bloodstain Patterns!! I needed 7 years to finish my process of identification using a map decision that I am ready now to present you. Using this tool of the Bloodstain Pattern Recognition, the French ISO board allowed me to present my total process of Bloodstain Pattern Analysis for the ISO 17020 Accreditation. But this process is another lecture presented during this same IAI congress.

**1:30 – 2:30pm**

### **Using Technology to Assist in the Balancing Act between Scientific Procedures and the Demands of Doing More with Less**

**Bob Beall**

Senior Product Manager, MorphoTrak

**Mike French, CLPE**

Senior Forensic Biometric Expert, MorphoTrak

Fingerprint bureaus are struggling to balance escalating needs to document their friction ridge identification methods while managing increased workloads and reduced staffing. They also need to accelerate data exchanges between the crime scene, fingerprint lab, AFIS and the investigators. This presentation will provide ideas concerning implementing an efficient latent process that allows bureaus to manage higher throughputs using the same staff levels while ensuring the quality of the identification process using scientific procedures like ACE-V.

1:30 – 2:30pm

### **Footwear Examination Documentation**

**Ron Mueller, CCSI, CLPE, CFWE**

Crime Scene Technician, Charlotte County Sheriff's Office, Punta Gorda, Florida

This presentation will discuss footwear examination documentation. It will specifically address note taking, photography, reports, and footwear charts.

1:30 – 2:30pm

### **Taming Your AFIS Unsolved Latent Database**

**Eric Ray, CLPE**

Criminalist, Arizona Department of Public Safety Crime Laboratory, Phoenix

An Unsolved Latent Database is an extremely useful tool that can identify criminals, sometimes years after the crime is committed. However, a UL database can also become a beast that devours resources, sits useless and unused, or has the possibly to shut down the entire AFIS system if it is allowed to grow unchecked. This lecture focuses on steps taken at AZAFIS and at the Arizona Department of Public Safety Latent Print Unit to tame the UL database into a manageable system that produces a relatively high rate of hits without devouring all of a unit's time.

2:00 – 2:30pm

### **The "Levels of Certainty" - a Novel Approach to Pedal Evidence**

**Dr. John A. DiMaggio**

Forensic Podiatrist, Forensic Podiatry Consulting Services, Bandon, Oregon

The levels of certainty pertaining to pedal evidence were developed to help clarify the "conclusion" to a more understandable manner. In many cases, terminology such as possible, highly possible, probable, etc. is used. What do those terms actually mean? Elevating through levels in the affirmative will give more credence to the findings and perhaps make it easier for a jury to consider rather than using confusing terminology.

2:30 – 3:00pm



### **A Possible Model for R&D: Maintaining the "Scientist" in the Forensic Scientist**

**Eliot Springer**

Deputy Director, New York Police Department Police Laboratory, New York City

This presentation will explore possible, practical ideas for improving research and development in the forensic laboratory. These ideas can assist in keeping the forensic scientist actively involved in science outside of the day to day case-work. Among the various ideas, a working model will be presented.

3:00 – 4:00pm

### **A Round Table Discussion for State Division Representatives**

**Dr. Jean Curtit, IAI Division Representative**

The purpose of the round table discussion is to help those state divisions build membership and plan successful money making conferences. This meeting will only be open to Division Secretaries and/or State Regional Representatives



3:00 – 4:00pm

### **Context Effects in Bloodstain Pattern Analysis: Opinions = Verbal Spew - Keep them to yourself**

**Karen L. Smith**

Training Consultant, University of Tennessee National Forensic Academy, Knoxville, Tennessee

This presentation will explore how 'context effects', environmental and peer-related influence, can affect perception during the investigation of a bloodshed event. More importantly, this lecture will discuss ways to help eliminate Bayesian inference, keeping subjective reasoning out of picture.

3:00 – 4:00pm



### **Use of Forensic Intelligence in Police Investigations**

**Iain A. Wilson**

Forensic Trainer, Forensic Centre, College of Policing, United Kingdom

Can forensic intelligence provide a cost effective method of crime reduction? Footwear marks are an excellent example of forensic material that originates from the offender and they are likely to be present at most crime scenes. Forensic material such as footwear marks which have been recovered from the crime scene can be assessed and evaluated. Any intelligence resulting from this evaluation can be used to produce crime links. Linking crime scenes has proved to be a very useful tool to enable detectives to identify persistent, prolific offenders. Identifying and prosecuting persistent prolific offenders has a dramatic influence on the reduction of crime.

This lecture is aimed at crime scene investigators and police investigators. The intent of the lecture is to raise awareness of how forensic intelligence is currently being used to enhance productivity of police investigations within the U.K. The lecture will provide information to police organisations currently considering the use of forensic intelligence and provide an indication of how the use of forensic intelligence can impact upon crime detection figures.

3:00 – 4:00pm

### **Is your Computer/Network Secure? DIY for the Little Guy**

**Jerry W. Hoover**

Digital Forensic Examiner, Information Assurance Officer, IBM ABL FDC

Do you keep most of your information on a computer? Does your department have a network? In the lab? You may have a full time IT department but most of us don't. Join us for an hour of tricks, tips and techniques to keep you and your department's information secure.


3:00 – 4:30pm

### **Understanding the FBI's Latent Responses**

**Patricia A. Mason, CTPE, Marian M. Price and Audra V. Sammons**

Training Instructors, Federal Bureau of Investigation, Criminal Justice Information Services Division, Clarksburg, West Virginia

This presentation is designed to explain the fields within the NGI responses and how the Universal Latent Workstation (ULW) Software displays them. The Biometric Set Identifier (BSI), Biometric Decisions (BDECs), Civil Candidates and other enhancements from the IAFIS to the NGI will be discussed. The ULW Comparison Tool and its advantages will be demonstrated. The benefits and requirements of the FBI's Unsolved Latent File (ULF) including how to add and delete images will be explained.

3:30 – 4:30pm 

### **Actions, Politics and Perceptions**

**Michele Triplett, CLPE**

Forensic Operations Manager, King County Regional AFIS, Seattle, Washington

**William Schade, CLPE**

Fingerprint Records Manager, Pinellas County Sheriff's Office, Clearwater, Florida

Perception management is a critical role for a leader in any field. Office politics and cultural perceptions are the reality in every agency and laboratory. Managing perceptions and acting politically are vital to successful leadership in any organization. This presentation will focus on how our actions create perceptions, perception vs. reality, and perception management.

4:00 – 5:00pm

### **The Supreme Court and Forensic Science**

**Carey Hall, CLPE**

Forensic Scientist II, Minnesota Bureau of Criminal Apprehension, Saint Paul

The Fifth and Sixth Amendments to the U.S. Constitution provide defendants with certain rights. This lecture explores the history of The Supreme Court's decisions regarding the intersection of forensic science and these rights. An emphasis will be placed on modern issues that continue to be of interest to The Supreme Court.


4:00 – 5:00pm

### **Panel Discussion on Footwear Evidence**

**Michael Gorn, CCSI**

Forensic Supervisor, Sarasota County Sheriff's Office, Florida

This session will include a panel discussion on current topics in footwear evidence. It is hoped that this format will generate a healthy discussion and exchange of ideas. This will be an open forum where all attending can participate in the discussion.

4:00 - 5:00pm 

### **The Benefits of Starting our Fingerprint Career as a Tenprint Examiner**

**Ann D. Punter**

Training Manager, 3M Cogent

With this lecture the student will learn about the great source of knowledge that an individual can obtain while working the Tenprint unit, we are going to discuss fingerprint pattern interpretation, AFIS operation, courtroom, Live Scan, and how this knowledge will help you with your transition to the Latent Print or Crime Scene units.

4:30 – 5:00pm

### **The Benefits and Advantages of Creating a Latent Print Study Group within Your County**

**Rachelle R. Babler, CLPE**

Latent Print Examiner II, San Diego Police Department, California

This presentation will include how to create a study group within your county and the progress made with the Regional Latent Print Study Group in San Diego, California.



4:30 – 5:00pm

## Improving Morale, Opening Lines of Communication, and Keeping the Criminalist Engaged

**Eliot Springer**

Deputy Director, New York Police Department Police Laboratory, New York City

This presentation will discuss possible ideas for improving morale, opening lines of communication, and keeping the scientist engaged. Participants will be encouraged to add ideas from their own experience.

## Bloodstain Certification Testing

Bloodstain certification testing will be held on Thursday, August 14th, beginning promptly at 1:00pm. Only those applicants approved prior to will be permitted to take the test. Applications may be obtained from the IAI Web Site, [www.theiai.org](http://www.theiai.org) or from the Secretary of the Bloodstain Pattern Analysis Certification Board.

## Latent Print Certification Testing

Latent Print certification testing will be held on Thursday, August 14th, beginning promptly at 8:00am. Only those applicants approved prior to will be permitted to take the test. Applications may be obtained from the IAI Web Site, [www.theiai.org](http://www.theiai.org) or from the Secretary of the Latent Print Certification Board.

## Tenprint Certification Testing

Tenprint certification testing will be held on Thursday, August 14th, beginning promptly 8:00am. Only those applicants approved prior to will be permitted to take the test. Applications must be obtained from the IAI website, [www.theiai.org](http://www.theiai.org) or from the Secretary of the Tenprint Certification Board.



7:00am – 12:30pm

W113 \$40 (Advanced Training Level)

## **Ridgeology Science Workshop – Lite: Are You Prepared for the IAI Latent Print Examiner Certification Examination?**

**Haria C. Haught, CLPE**

Manger/Latent Print Examiner, Hernando County Sheriff's Office, Brookville, Florida

**Mark Zabinski, CLPE, CSCSA**

Criminalist II, Latent Print Examiner, Rhode Island State Crime Laboratory, Kingston, RI

By far and large, those that have failed the IAI Latent Print Examination Certification Exam have done so because of difficulties during the comparison portion of the exam. This workshop provides an opportunity for you to determine if you are sufficiently prepared to pass this portion of the examination. The student will be given a "practice" certification examination. This 'practice' examination is similar to, in structure and difficulty, to the actual certification examination, but of course is NOT an actual examination. It was created based on the experience of the workshop instructors who took the examination. Students should be able to gauge from their performance whether or not they have the necessary skills, training, and confidence to attempt the actual examination.

Students will be given four hours to complete the materials. If the student completes the examination in less time, an additional examination may be attempted. Students **MUST** bring their own magnifiers. **This workshop will not be repeated.**

8:00 – 10:00am

W68 \$30 (Basic Training Level)

## **Evidence Detection across the Spectrum: Using Forensics Light Sources from 254nm to over 1 $\mu$ (>1000nm)**

**Jon Goldey and Walter Hiller**

Forensic Instruments Specialists, SPEX Forensics

Forensic Light Sources are important tools aiding in evidence detection both at the crime scene and in the laboratory. When utilized to their fullest potential, many different types of evidence can be detected, documented, and collected for further processing or enhancing.

In this workshop, you will have the opportunity to try several different types of light sources covering the Shortwave Ultraviolet, Visible, and Near Infrared portions of the spectrum. You will be able to locate numerous types of evidence, such as: hairs, fibers, inks, biological evidence, latent prints, and many others. This workshop is designed for the examiner with no light source experience to one who might want a refresher. There will be a brief lecture on how light sources work, then hands on stations with different types of light sources. The equipment utilized ranges from a conventional LED torches to the latest technology available. Please feel free to bring your own light source and camera, and assistance will be provided using your own device. **This workshop is also offered as W69 following this workshop.**

8:00 – 10:00am

W112 \$30 (Basic Training Level)

## **Documentation and Recovery of 2D Footwear Impression Evidence Workshop**

**Jason Cole**

Latent Print Examiner, City of Henderson Police Department, Nevada

This workshop is also offered as W111 on Monday. The learning objectives are provided under W111.

8:00 – 10:30am

W93 \$30 (Intermediate Training Level)

### Analyzing and Documenting the Shooting Scene

**Jonathyn W. Priest, CBPE**

Forensic Analyst/Trainer; Bevel, Gardner & Associates

This workshop provides students with the basic abilities for recognizing and properly documenting the unique attributes of a shooting scene. Through a combination of classroom and practical exercises, students will learn to interpret the dynamic relationship between the scene, evidence, and victim or shooting subject injuries. Methodology and techniques needed to properly analyze and reconstruct the scene are emphasized. Students will be able to apply these skills to determine position of shooter(s), victim(s), and critical evidence, and to a limited degree, determine sequence of events. These skills may also be employed to analyze victim, witness and shooter statements to determine veracity and develop investigative leads. **This workshop is also offered as W94 on Friday.**

8:00 – 11:00am

W86 \$30 (Basic Training Level)

### Perfecting Your Skills: A Classification Systems Refresher for Tenprint Examiners

**Nancy Clark**

Forensic Identification Specialist, Los Angeles County Sheriff's Department, California

**Ann Punter**

Training Manager, 3M Cogent

This workshop is a refresher of the Henry classification system, NCIC, and IAFIS. Students will roll their classmates prints and classify them as well. Dress comfortable, and be ready to work with black printer's ink. **This workshop will not be repeated.**

8:00am – Noon

W12 \$30 (Advanced Training Level)

### Advanced Tenprint Comparison Techniques


**Kenneth E. Blue, CTPE**

Manager of Records and Identification, Tennessee Bureau of Investigations, Nashville

**Kevin J. Burke, CTPE, CLPE, CSCSA**

Friction Ridge Examiner, Andover Police Department (retired), Massachusetts

The Advanced Tenprint Comparison Technique Workshop will be beneficial to the advanced and basic friction ridge examiner. Both presenters will lecture the examiners along with Power Points relative to Tenprint comparison techniques. Students will be given multiple "clues" to speed their comparisons and students will be given several practical "tests" to hone their skills. This will be valuable to those preparing for the Certification test. New latent examiners will also find this workshop useful. **This workshop will not be repeated.**



8:00am – Noon

W27 \$40 (Intermediate Training Level)

## Trace Evidence Discovery and Collection

**King C. Brown, CLPE, CFPH, CSCSA**

Crime Scene Supervisor, West Palm Beach Police Department, Florida

**M. Dawn Watkins, CLPE, CFPH, CSCSA**

Crime Scene Investigator/Latent Fingerprint Examiner, Palm Beach Gardens Police Department, Florida

**Owen M. McDonnell Jr., CLPE, CCSA, CTPE**

Lieutenant, Crime Scene Investigations Division, Caddo Sheriff's Office, Shreveport, Louisiana

Trace Evidence Discovery & Collection will discuss the various collection methods, identification and procedures for the recovery of trace evidence, using a hands-on approach. The discovery and collection methods used will employ the use of the Mega-Max Alternate Light Source System, 30 various sample types and a team approach to the identification of trace evidence with the alternate light source. Discovery & collection methods will include UV Light, rollers, tapes, tweezers and vacuums. **This workshop will not be repeated.**

8:00am – Noon

W52 \$40 (Intermediate Training Level)

## Uncommon Methods for Common Forensic Evidence

**Kjell Carlsson** - Retired Forensic Engineer, Stockholm Police Crime Laboratory, Stockholm, Sweden

**Jens Carlsson** - Forensic Engineer, Stockholm Police Crime Laboratory, Stockholm, Sweden

In this workshop you will be introduced to the practical use of different techniques used in Sweden and how they were applied in real cases. We will address both detection and recovery of the impression evidence, and the conclusions made from the comparison. Each student will have a chance to practice the techniques on different types of evidence.

### Snow Impressions

We will cast impressions in snow with a new method called "Dry Casting Technique". We use a new type of plaster with extreme short setting time. To increase the contrast in the impression we brush a new type of powder on to the surface before photographing or casting. The result is mostly with a higher contrast and a larger number of details, especially on wet transparent snow. All photographed three-dimensional impressions from the crime scenes should not be compared with a two-dimensional test print from a suspected shoe or tire. The correct method is to compare with a three-dimensional test impression. We will show a technique to make these types of test impressions and the best way to photograph it.

### Invisible Marks in Plastic Bags

The comparison of plastic bags is one of the most common evidence in drug cases. If you find drugs packed in a plastic bag and later you will find a roll bags, of the same type, in a suspected person's home. We will show different methods to prove that the plastic bag with the drugs is from the found roll. Two polarizing filter sheets and under light will make the invisible manufacturing marks in plastic bags visible and give you a chance to link them to a specific roll. We will discuss the level of conclusions made from this type of comparisons.

### Shoeprints and Latent Fingerprints

We will try different lighting techniques. With projected light you will get the best contrast on a shoeprint lifted with electrostatic technique. A thin shoeprint on a piece of glass needs perhaps under light with black background (Dark Field Lighting) for the best result. A method by using projected light and a semitransparent mirror placed between the camera and the fingerprint (episcopic technique) can sometimes be the only way to get identification with so called "impossible" prints. We will show a technique of casting CNA-developed fingerprint and the photographing process for this type of prints in reflected light.

### Tool marks

We will demonstrate methods of casting tool marks, fire pin impressions and other striation from casings, using Mikrosil casting material. We will show you how to make a so called "double casting" which is necessary in the tool mark comparison process.

**This workshop will not be repeated.**



8:00am – Noon

W80 \$70 (Basic Training Level)

### **The Fundamentals of Processing of Digital Evidentiary Photography**

**David "Ski" Witzke**

Vice President, Program Management, Foray Technologies

The cliché "you've come a long way baby" may describe our understanding of digital technologies related to cell phones or high definition television, but it does not appear to accurately describe our understanding of bits, bytes, dots, pixels, and resolution as it relates to digital cameras, flatbed scanners and printers. Unfortunately, there are still too many unanswered questions about what camera to use as well as what scanner or printer to use. In the case of certain forensic evidence, should you use a scanner or should you use a digital camera? Many agencies also experience difficulties sharing information because of the lack of (or misunderstanding of) standards, especially when it comes to issues such as resolution, metadata, so on and so forth.

During this workshop you will learn how to deal with the issues and concerns of forensic evidentiary photography. It will include hands-on execution of best practices for processing digital images, including what formats to use, what techniques are "acceptable" and constitute best practices guidelines. We will also discuss how increasing your knowledge and understanding will remove the uncertainty surrounding the use of digital imaging techniques and produce images that are accurate and reliable representations. **This workshop will not be repeated.**

8:00am – Noon

W106 \$40 (Basic Training Level)

### **The ABC's of Cast-Off Bloodstain Pattern Analysis**

**Al Brown, CSCSA**

Special Agent, South Carolina Law Enforcement Division, Columbia

**Dr. Laura G. Pettler, CSCSA**

Owner, Carolina Forensics, LLC, Waxhaw, North Carolina

This workshop is also offered as W105 on Tuesday. The learning objectives are provided under W105.

8:00am – Noon

W115 \$50 (Intermediate Training Level)

### **Digital Photography of Latent Prints**

**Larry Dow and Esther Neate**

Applications Engineers, Foster Freeman USA, Sterling, Virginia

This hands-on workshop will cover techniques used in the photography of latent prints. The instructors bring over sixty years of experience to the classroom. This workshop will expound on the proper use of filters and various lighting techniques that will add efficiency to your work. Without proper lighting and the correct use of color filters, no amount of enhancement can ever yield a quality finished product. It is presented in an easy to follow approach and goes along with a free DVD of the presentation contents for your future use in training others. No matter what your skill level, this presentation can improve your job performance.

The first half (2 hours) of this workshop is a non-product specific lecture on digital imaging basics as they apply to latent photography. The second half is hands-on covering proper lighting techniques for latent print examination. Most agencies do not have the array of lighting for photographing latent prints as you will work with in this workshop. Darkfield ring lights for three dimensional objects, a paddle light for visible unprocessed prints, a line light for footwear, a ring light for general visual photography, the proper use of goose necks, and spectral illumination will be explained. The advantage of a tilt and shift lens will be demonstrated. Plus learn a few more tricks useful in your everyday photography chores. The basic through advanced user should find this workshop worth their time.

**This workshop is also offered as W116 following this workshop.**

8:00am – 1:00pm

W54 \$40 (Intermediate Training Level)

### **Flash Photography: Automatic, Manual and Painting with Light Techniques**

**Christopher D. Duncan, CFPH, CSCSA, CBPE**

Senior Police Officer, Houston Police Department, Texas

**Andrew D. Taravella, CFPH, CSCSA**

Senior Police Officer, Houston Police Department, Texas

Flash Photography is an often misunderstood responsibility of the crime scene investigator. Many photographers rely quite extensively on the “TTL” (Through-the-Lens) metering and the camera’s automatic flash-exposure mode. Although the program and automatic modes are quite capable of taking quality snapshot pictures, they are not always recommended for all crime scene photographic tasks. Attendees are requested to bring an external flash and an S.L.R. digital camera to the workshop. Attendees will be offered hands-on activities that will progress from automatic-flash operation to full-manual flash exposure calculations. The workshop will conclude with painting-with-light (electronic flash) techniques and activities. The workshop is recommended for those crime scene photographers that wish to improve their nighttime photographs through the use of electronic flash. As a reminder, attendees should bring an S.L.R. camera and an electronic flash in order to take full advantage of the hands-on activities. Bringing a tripod and a cable release or remote shutter release would also be of tremendous value for the workshop, although not required. **This workshop will not be repeated.**

8:00am – 5:00pm

W38 \$125 (Basic Training Level)

### **Understanding Facial Anatomy - Flex Your Artistic Muscles**

**Karen T. Taylor, CFA**

Forensic Artist, Sculptor and Facial Identification Specialist, Facial Images; Texas Department of Public Safety (retired), Austin

Understanding facial anatomy benefits all those who deal with face-related identification functions. With greater knowledge, forensic artists and others who do image assessment and comparison of human facial features are better equipped to take their work to the next level. Using a sculptural hands-on approach, we will study and build each muscle in clay over a skull. This practical process helps de-mystify complex morphology to understand the specific correspondence between facial muscles and the underlying bony skull. This promotes better drawing, sculpting and facial analysis. By learning the origins and insertions of each muscle, we better comprehend muscle actions for movement, expression and mastication. Through lecture material we will cover:

- Basic skull anatomy
- Primary muscles of the face related to identification
- Relationship of muscles to bone
- Muscle functions to mold facial forms, create expressions, and help predict wrinkles

Practitioners from various disciplines will achieve a solid foundation in the anatomical structures of the skull and corresponding facial muscles, useful for multiple applications. All supplies and materials will be provided for class use. No sculpture experience is required. **This workshop will not be repeated.**

10:30am – 12:30pm

W69 \$30 (Basic Training Level)

### **Evidence Detection across the Spectrum: Using Forensics Light Sources from 254nm to over 1 $\mu$ (>1000nm)**

**Jon Goldey and Walter Hiller**

Forensic Instruments Specialists, SPEX Forensics

This workshop is also offered as W68 prior to this workshop. The learning objectives are provided under W68.

12:30 – 2:30pm

W32 \$40 (Intermediate Training Level)

## Developing an Understanding of the SWGFAST Articulation of the Identification Decision Document

**Dr. Glenn Langenburg, CLPE**

Forensic Scientist Supervisor, Minnesota Bureau of Criminal Apprehension, St. Paul

This workshop is also offered as W31 on Tuesday, The learning objectives are provided under W31.

1:00 – 3:00pm

W28 \$30 (Basic Training Level)

## Using Metal Detectors for the Recovery of Metallic Evidence

**King C. Brown, MS, CLPE, CFPH, CSCSA**

Crime Scene Supervisor, West Palm Beach Police Department, Florida

**M. Dawn Watkins, MS, CLPE, CFPH, CSCSA**

Crime Scene Investigator/Latent Fingerprint Examiner, Palm Beach Gardens Police Department, Florida

**Owen M. McDonnell Jr., CLPE, CCSA, CTPE**

Lieutenant, Crime Scene Investigations Division, Caddo Sheriff's Office, Shreveport, Louisiana

**Tammy S. Barette**

Forensic Anthropologist, Associate Professor, Keystone College, La Plume, Pennsylvania

Have you ever had to use a metal detector and never even turned one on before? Have you ever tried to recover metallic evidence with a metal detector you have never really practiced with? Have you ever had to testify in court about your knowledge and expertise with the use of a metal detector? How does a metal detector work? What types of metals does it detect?

This workshop will give you some fantastic information on the use of a metal detector and provide you with hands-on practice application and techniques to help you recover those difficult to find forensic evidence, such as shell casings and projectiles. Class is for beginners to advance. Metal Detectors Provided. **This workshop will not be repeated.**

1:00 – 4:00pm

W6 \$40 (Intermediate Training Level)

## The Great Fingerprint Challenge

**Mack Brazelle, CLPE, CCSI**

Fingerprint Specialist, Treasury Inspector General for Tax Administration, Forensic Science Laboratory, Beltsville, Maryland

**Shelly Brazelle, CLPE**

Fingerprint Specialist, United States Secret Service, Forensic Science Laboratory, Washington D.C.

Would you like to test your fingerprint skills? This workshop is the ultimate test of fingerprint knowledge and comparison ability. By creating a fun and competitive environment students will push themselves and learn from each other. Students will be asked to participate in multiple fingerprint exercises which will decide the winner of the Fingerprint Challenge. Workshop participants will need a basic knowledge of fingerprint science, latent print comparison experience, and enthusiasm for friendly competition. Who said you can't have fun and learn something at the same time? Students can bring magnifiers but they are not required. **This workshop will not be repeated.**

1:00 – 5:00pm

W3 \$60 (Intermediate Training Level)

## Friction Ridge Sufficiency: The Threshold?

**Julie Brownfield, CLPE**

Forensic Lead Specialist, Forensic Unit, Spokane County Sheriff's Office, Washington

This workshop is also offered as W1 on Monday and W2 on Wednesday. The learning objectives are provided under W1.

1:00 – 5:00pm

W33 \$50 (Intermediate Training Level)

## Making Optimal Decisions in Identifications and Exclusions: A scientific approach

**Tom Busey**

Professor, Indiana University, Bloomington

**John Vanderkolk**

Laboratory Manager, Indiana State Police, Ft. Wayne

Decision making in latent print examinations requires making judgments about the amount of detail in agreement or disagreement. How much is enough? What standards are others using? In this workshop the leaders will review over a decade's worth of work on the perceptual decision making with latent print examiners and make specific applications to the workshop participants. Workshop attendees will be asked to participate in an online exercise prior to the workshop, and their results will be shared only with the individual participant as a means to help them understand their own decision making structure. Please email [busey@indiana.edu](mailto:busey@indiana.edu) to access and complete the online exercise prior to the workshop. We will also discuss how information is combined across regions or features to support exclusions, and discuss the problem of erroneous exclusions and means to address it. This workshop is considered a group interaction workshop, not hands-on. **This workshop will not be repeated.**

1:00 – 5:00pm

W51 \$70 (Basic Training Level)

## Photoshop for Fingerprints

**Mark Zabinski, CLPE, SCSA**

Criminalist II, Latent Print Examiner, Rhode Island State Crime Lab, Kingston

**Scott Osborn**

Senior Scientific Officer, Australian Federal Police, Australia

This workshop has been designed to provide latent print examiners with a wider skill-set of digital imaging techniques. You will look at steps and procedures to optimise the recovery of latent print evidence from a range of background interferences. Techniques covered include;

- Use of image stacking
- Image synthesis
- Subtraction techniques
- Introduction in the use of Image J Fast Fourier Transform (FFT) to maximise the recovery important latent print detail.

This workshop is designed to enhance the skill level of those working in the latent print analysis field and may also be beneficial to those routinely using image adjustments in the course of their work.

It is desirable that participants have a basic knowledge in regards to navigating their way around a windows operating environment and Adobe Photoshop. **This workshop will not be repeated.**

1:00 – 5:00pm

W67 \$50 (Intermediate Training Level)

## Policy Discussion Related to Documentation, Blind Verification, and Conflict Resolution

**Christine E. Davis and Melissa R. Gische**

Physical Scientists/Forensic Examiners, Latent Print Unit, Federal Bureau of Investigation Laboratory, Quantico, Virginia

Strong quality assurance measures should be implemented in a laboratory to minimize the risk of error and variability among examiners. Recently, three topics have caught the attention of laboratory management, latent print examiners, lawyers, and the court system; documentation, blind verification, and conflict resolution. This workshop is geared to help laboratory managers and latent print examiners understand the importance of these three topics and why it is essential to have standard operating procedures governing these practices. At the end of the workshop, attendees will have the tools to author documents pertaining to the aforementioned topics.

This workshop is designed for laboratory managers, policy makers, and latent print examiners to explore the necessity of drafting standard operating procedures for examiners to follow to help minimize the risk of error. Attendees are encouraged to bring their laboratory's existing standard operating procedures related to these three topics. This workshop is considered a group interaction workshop, not hands-on. **This workshop will not be repeated.**

1:00 – 5:00pm

W72 \$40 (Intermediate Training Level)

## Staged Crime Scenes: Crime Scene Clues to Suspect Misdirection of the Investigation

**Grant D. Graham Sr., CBPE, CSCSA**

Forensic Supervisor, Fayetteville Police Department, Fayetteville, North Carolina

In the course of their career, most detectives and forensic practitioners will come into contact with a staged crime scene; a scene altered by the offender to either mislead a police investigation or for other reasons understood only by the offender. Staged scenes are possible in nearly every type of criminal offense ranging from property crimes to violent crimes. To better understand the dynamics and general nature of "staging" this workshop introduces three new categories of staged crime scenes based on the motive of the offender's scene alteration. The thrust of this workshop is to understand that the offender's staging actions can be identified through common findings or "red flags" that are often found when scenes are altered. The red flags are introduced along with an investigative considerations when investigating potentially staged crimes.

This workshop applies to crime scene and criminal investigators, medical examiner investigators and others involved in the investigation of crime. It provides case examples and explains "red flags" commonly encountered when confronted with a staged scene. The workshop culminates with case studies for students to work through and identify the various "red flags" in real cases. **This workshop is also offered as W73 on Friday.**

1:00 – 5:00pm

W75 \$30 (Basic Training Level)

## Shooting Incident Documentation

**Cory Latham CSCSA, CBPA**

Senior Special Agent, Kansas Bureau of Investigation, Great Bend

**Eric Moore CCSA, CBPA, CLPE**

Forensic Scientist, Kansas Bureau of Investigation, Great Bend

Crime scene investigators often encounter violent scenes, such as firearm related homicides and officer-involved shootings. Successful reconstruction of these events; whether done by the on scene investigator or by another expert after the fact depends in large part on the recognition of relevant evidence and the level of documentation afforded to that scene. This workshop is intended to give the officer or crime scene investigator a basic understanding of the shooting incident reconstruction process, and the skills necessary to properly document a shooting incident. **This workshop is also offered as W76 on Friday.**

1:00 – 5:00pm

W82 \$30 (Basic Training Level)

## **ISO 17020:2012- The Accreditation Standard for Police Forensic Sciences – Now Newly Updated**

**Domingo Villarreal**

Accreditation Lead Assessor, ANSI-ASQ National Accreditation Board/Forensic Quality Services,  
Tampa, Florida

Increasingly, accreditation of crime laboratories has been accepted over the last decade and ISO 17025 is currently considered the de facto standard. While this standard is designed for “testing” laboratories, some police agencies with Crime Scene Investigation, Latent Print, Digital Evidence and Firearms operations have also used ISO 17025 since it was the only applicable international standard offered by accreditation bodies in the United States. Traditional police science activities do not fit well into the testing laboratory mode since it is designed for more traditional chemical laboratories. ISO 17020 fits these activities, better yet still requires rigorous management and technical quality assurance standards.

This workshop is designed for supervisors, unit managers, quality assurance managers and anyone responsible for method and policy development. The workshop will discuss the critical ISO 17020 standards needed for developing a robust quality assurance program by exposing the participants to the principles of ISO accreditation and audit principles. ISO 17020 will be applied specifically to police forensic science disciplines such as latent prints and crime scene investigation. The additional requirements of Forensic Quality Services will be discussed. This workshop is considered a group interaction workshop, not hands-on. **This workshop will not be repeated.**

1:00 – 5:00pm

W116 \$50 (Intermediate Training Level)

## **Digital Photography of Latent Prints**

**Larry Dow and Esther Neate**

Applications Engineers, Foster Freeman USA, Sterling, Virginia

This workshop is also offered as W115 prior to this workshop. The learning objectives are provided under W115.

2:00 – 5:00pm

W88 \$30 (Intermediate Training Level)

## **Who Shot What, Where and When ....Trajectory Reconstruction Vehicles**

**Jan Johnson, CSCSA**

Forensic Specialist, Forensic Pieces Inc., Pensacola, Florida

**Christopher D. Duncan, CFPH, CSCSA, CBPE**

Senior Police Officer, Houston Police Department, Texas

**Andrew D. Taravella, CFPH, CSCSA**

Senior Police Officer, Houston Police Department, Texas

This workshop is also offered as W87 on Monday. The learning objectives are provided under W87.

3:00 – 5:00pm

W37 \$40 (Intermediate Training Level)

## **Applying the SWGFAST ACE-V Methodology Standard**

**Dr. Glenn Langenburg, CLPE**

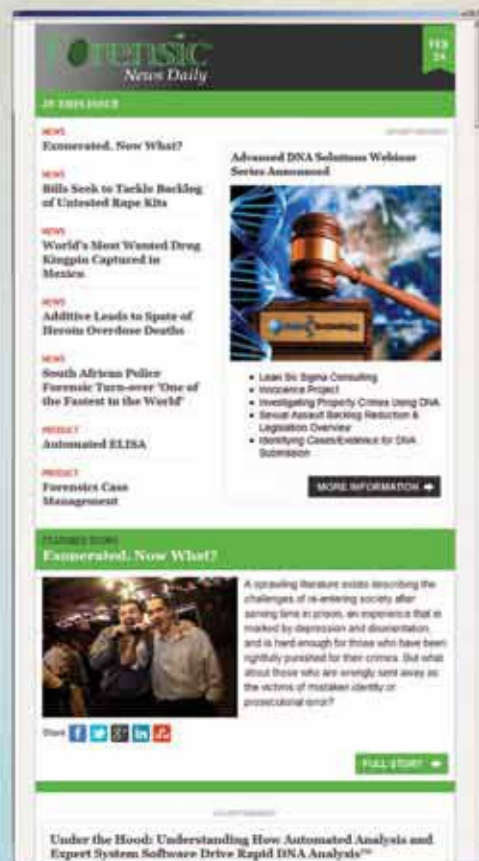

Forensic Scientist Supervisor, Minnesota Bureau of Criminal Apprehension, St. Paul

This workshop is also offered as W30 on Tuesday. The learning objectives are provided under W30.


# Forensic<sup>®</sup> MAGAZINE

The *Forensic Magazine* brand is the multi-media resource for forensic professionals and crime scene investigators who specify, influence, recommend, and buy products and services for use in forensic facilities or out in the field. Daily, weekly, and monthly, we deliver relevant industry news and technology solutions, providing it in the convenient formats that meet their business and professional needs.

At a time where information needs are critical and travel is difficult, *Forensic* remains the leading source of news on the technology, products, equipment, services, and laboratory design that forensic professionals require to perform their demanding jobs at the highest level.



**SUBSCRIBE TODAY**  
[www.forensicmag.com/subscribe](http://www.forensicmag.com/subscribe)

8:00 – 9:00am 

### **Reactions of Latent Prints Exposed to Blood**

**Nicole Praska**

Clinical Laboratory Scientist, HealthEast, Maplewood, Minnesota

Are you sure that was a bloody fingerprint? This presentation will explore the question of whether latent prints exposed to blood can be mistaken for genuine bloody fingerprints after processing with blood reagents. We will examine the research on this issue and consider solutions to avoid confusion and misinterpretation when discussing or examining evidence of this nature.

8:00 – 9:00am

### **Consultants' Business Roundtable**

**Ken Moses, CLPE**

Inspector, San Francisco Police CSI (ret.,) Laboratory Director, Forensic ID Services, San Francisco, California

Designed for forensic examiners who are either in business for themselves or are thinking of opening their own consulting business, attendees will share advice and experiences on subjects such as business models, standards and professionalism, report writing, invoicing, taxes, and licensing and other government requirements.

8:00 – 9:30am

### **Administrative Decisions within the Current ULW Software**

**Patricia A. Mason, CTPE, Marian M. Price and Audra V. Sammons**

Training Instructors, Federal Bureau of Investigation, Criminal Justice Information Services Division, Clarksburg, West Virginia

This presentation is for individuals that make agency software decisions along with the agency administrators of the Universal Latent Workstation (ULW) software. The upgrades to the newest release will be discussed. The ULW differences between being NGI enabled or a legacy IAFIS agency will be compared. Other topics include additional NGI enhancements and workarounds and the initial database configurations. Common problems and their solutions using the ULW's ADMIN role will be demonstrated.

8:00 – 10:00am

### **Portrait Drawing Demonstration with Live Model**

**Jorge Molina**

Texas Ranger Forensic Artist, Texas Department of Public Safety, Austin

This lecture presentation will reinforce the need to practice life drawing to supplement the artist's ability to credibly render facial features in the course of a composite drawing. This will not be an open drawing session, but rather attendees will have the opportunity to observe the portrait drawing process in a simulated studio setting.

8:30 – 9:30am


### **Tenprint Open Forum**

**Michael Gorden, CTPE**

Supervisory Fingerprint Examiner, Federal Bureau of Investigation, Clarksburg, West Virginia

The panel will be comprised of individuals involved in the IAI Tenprint Program which includes the IAI Tenprint Certification Board Members, Science and Practices Tenprint Identification Subcommittee and the IAI Board of Directors. Discussion items will include training, funding, certification, accreditation, as well as SWGFAST and the effect on the Tenprint community. Please join us for an interactive session and be prepared to share your own experiences, successes, and failures.



9:00 – 9:30am 

### **There Is Nothing Plain about a Whorl**

**Mack Brazelle, CLPE, CCSI**

Fingerprint Specialist, Treasury Inspector General for Tax Administration, Forensic Science Laboratory, Beltsville, Maryland

This lecture will review a comprehensive approach to whorl pattern analysis for the latent print examiner. It will cover distinct and reliable information that can be found in whorl patterns such as; directional flow, pattern shapes, core analysis and proper orientation. It is the presenter's goal to provide an organized method for analyzing whorls.

9:00 – 10:00am

### **Are You Certified! The Importance of Certification**

**Lyla Thompson, CLPE**

Latent Print Examiner, Johnson County Police Department, Mission, Kansas

**Domingo Villarreal, CSCSA**

Accreditation Lead Assessor, ANSI-ASQ National Accreditation Board/Forensic Quality Services, Tampa, Florida

**Kenneth E. Blue, CTPE**

Manager of Records and Identification, Tennessee Bureau of Investigations, Nashville

Achieving IAI certification in your specific discipline is a must! Court challenges and the NAS report suggesting mandatory certification relays the importance of achieving certification. We will present on the importance of certification and provide information on the latent print, crime scene and ten print certification tests. Attendees will have the opportunity to ask questions pertaining to specific certification testing.


10:00 – 11:00am

### **A Review of Recent Published Fingerprint Research Papers**

**Robert Ramotowski**

Chief Research Scientist, U.S. Secret Service, Washington D.C.

The purpose of this lecture is to review approximately 20 fingerprint research articles published recently in journals (e.g., Science & Justice, Forensic Science International, Journal of Forensic Sciences). After attending this lecture, attendees will gain a better understanding of some of the following topics: the effectiveness of Lumicyano; changes to latent prints exposed to vacuum conditions; the use of DFO/polyvinylpyrrolidone on thermal paper; the effect of fingerprint reagents on the subsequent recovery and analysis of explosive residues; Nile red as a potential alternative to physical developer; reactions of latent prints exposed to blood; a critical review of statistical models for fingerprint examinations; false negatives for bloodstain detection caused by the presence of tea; corrosion behavior of handguns in aqueous environments; detection of latent prints on food; visualizing blood on dark surfaces; evaluation of solvent black 3; microwave thermal development of prints on porous surfaces; and the meaning of errors in forensic science.

10:00 – 11:00am 

### **Developing a Tenprint Examiner Training Program**

**Heather Kendall**

Acting Fingerprint Supervisor, Miami-Dade Police Department, Florida

This lecture will assist Tenprint Examiner Managers in implementing and designing an effective Tenprint Examiner Training Program. The primary focus will be based on one perspective, the Tenprint Examiner Training Program at Miami-Dade Police Department but will also include methods to adjust the program to meet your agency's needs. Topics to be discussed include training modules, length of training, challenges and benefits and yearly updates.

10:00 – 11:00am

### **Building Collective Responsibility – Every Leaders Challenge**

**Michele Triplett, CLPE**

Forensic Operations Manager, King County Regional AFIS, Seattle, Washington

**William Schade, CLPE**

Fingerprint Records Manager, Pinellas County Sheriff's Office, Clearwater, Florida

Leadership is developed, not discovered and development of leadership qualities is a continual process throughout a career. Developing a team culture in the workplace and creating positive change is the ultimate test of leadership. This presentation is aimed at managers in every stage of their career who are open to a climate of change and are willing to embrace responsibility to get the job done.

10:30 – 11:00am

### **Utilizing the Electrostatic Dust Lifter on Concrete Surfaces**

**Ron Mueller, CCSI, CLPE, CFWE**

Crime Scene Technician, Charlotte County Sheriff's Office, Punta Gorda, Florida

This presentation will discuss the use of an electrostatic dust lifter (ESDL) to lift tire and footwear impressions off of concrete driveways.

10:30am – Noon

### **Crime Scene Investigator or Judge and Jury? Which are you? ...The Story and Crime Scene of Sheena**

**Jan Johnson, CSCSA**

Forensic Specialist, Forensic Pieces Inc., Pensacola, Florida

**King C. Brown, CLPE, CFPH, CSCSA**

Crime Scene Supervisor, West Palm Beach Police Department, Florida

**M. Dawn Watkins, CLPE, CFPH, CSCSA**

Crime Scene Investigator/Latent Fingerprint Examiner, Palm Beach Gardens Police Department, Florida

It is January 1st, just after check-out time in an upscale, small condo used to celebrate the New Year. Management is concerned about hearing dogs barking inside the condo and the tenant not having checked out or having called for a late check-out. Per policy the local police are contacted and key themselves into the condo to investigate. Two dogs are identified roaming free within the condo and the only occupant of the room is found in the bathroom, hanging from a shower head with a dog leash around her neck. The usual process of the law enforcement investigation begins and you have the ability to solve this case.....the question is.....WILL YOU???? What would you have done? Are you the investigator or the judge and jury? Come attend this lecture and be prepared to participate in unraveling the Case of Sheena!


11:00am – Noon

### **Prenatal Patterns: Contributions of Dr. William Babler to Fingerprints**

**Rachelle R. Babler, CLPE**

Latent Print Examiner II, San Diego Police Department, California

Dr. William Babler is currently the Acting Chairman and Associate Professor for the Department of Oral Biology at Indiana University School of Dentistry. Dr. Babler is recognized as a leading researcher in the embryological development of friction ridge skin and dermatoglyphic patterns. Dr. Babler conducted his research for over 20 years, not knowing that he would be testifying to the results of his research in the first Daubert challenge for fingerprints in 1999. The presenter will cover a summary of Dr. Babler's background, his research and studies, and the impact it has made in dermatoglyphics.

11:00am – Noon 

## Photographing and Casting Snow Impression Evidence

**James R. Wolfe**

Forensic Scientist, Adjunct Faculty, University of Alaska, Anchorage

Documenting and collecting snow impression evidence is often a challenge for the crime scene examiner. This presentation will review techniques for photographing and casting snow impressions. The use of sprays and oblique light to enhance contrast on different types of snow for photography will be examined. Dental stone, fast setting plaster, and sulfur cement casting will be compared, showing how the type of snow and weather conditions may determine which casting technique to use.

11:00am – Noon

## Proficiency Testing for Tenprint Examiners

**Kristen Lukach**

Supervising Identification Agent, Massachusetts State Police, Sudbury

This Lecture will cover the importance of proficiency testing, the NAS report recommendation and how many agencies are currently testing.

11:00am – Noon

## Scientific Working Group on Bloodstain Pattern Analysis (SWGSTAIN):

### Open Meeting

**Moderator:** Tom "Grif" Griffin, CSCSA, CBPE

Bevel, Gardner & Associates, Inc., (Retired) Criminal Investigator, Colorado Bureau of Investigation

**Panel:** SWGSTAIN Members

Members of the Scientific Working Group on Bloodstain Pattern Analysis (SWGSTAIN) will update attendees on the availability of SWGSTAIN resources and what those resources are. Any information known at this time with respect to the proposed Scientific Area Community (SAC) and BPA will be shared.



8:00 – 10:30am

W94 \$30 (Intermediate Training Level)

### Analyzing and Documenting the Shooting Scene

**Jonathyn W. Priest, CBPE**

Forensic Analyst/Trainer; Bevel, Gardner & Associates

This workshop is also offered as W93 on Thursday. The learning objectives are provided under W93.

8:00 – 11:00am

W74 \$40 (Basic Training Level)

### Is It Human? Distinguishing Human from Non-Human Skeletal Remains

**Tammy Barette**

Forensic Anthropologist, Associate Professor, Keystone College, La Plume, Pennsylvania

Skeletal remains are frequently encountered in a variety of forensic contexts. It is crucial that human remains be distinguished from non-human remains early in the investigative process to reduce wasted time, expense, and manpower. Our ability to recognize the structural and developmental patterns of the skeleton and to utilize those patterns enables us in distinguishing human from non-human remains. In many forensic contexts, identification of skeletal remains as non-human is the final determination precluding lengthy and unnecessary death investigation processes.

This workshop is designed for law enforcement, crime scene technicians, death investigators, and others who may encounter skeletal remains in the course of their duties. The workshop is designed to assist participants with field recognition of skeletal remains of various species that may commonly be encountered in North American forensic contexts, and to be able to distinguish them from human skeletal remains. This workshop will not make the participant an expert in skeletal identification and should not be substituted for the expertise of a trained osteologist or forensic anthropologist. Attendees need not have previous training in skeletal remains. **Friday is the only day this workshop is offered.**

8:00am – Noon

W29 \$50 (Intermediate Training Level)

### Demystifying Error Rates Workshop

**Dr. Glenn Langenburg, CLPE**

Forensic Scientist Supervisor, Minnesota Bureau of Criminal Apprehension, St. Paul

This four hour workshop will focus on the proper computation of error rates and related statistics in decision making (i.e. sensitivity, specificity, false discovery rates, etc.). Students will get a brief overview of the meaning and importance of these statistics. They will then perform multiple exercises, increasing in depth and complexity, to practice computing these statistics. The mathematics in this workshop are NOT DIFFICULT and involve basic arithmetic. The material and focus of the course will aid the student in understanding and applying the SWGFAST standard "Standard for the Definition and Measurement of Rates of Errors and Inappropriate Decisions in Friction Ridge Examination, v. 2.0, 2012". Attendees will also be provided with appropriate ways to address and answer questions about error rates in court.

The course is intermediate level and students will need a calculator (smart phone calculators are fine). Although the focus of the workshop is on issues in friction ridge examination, the course material is applicable to any comparative forensic science discipline. This workshop is considered a group interaction workshop, not hands-on.

**Friday is the only day this workshop is offered.**

8:00am – Noon

W41 \$40 (Intermediate Training Level)

## Reducing Erroneous Exclusions: The Workshop!

**Eric Ray, CLPE**

Criminalist, Arizona Department of Public Safety Crime Laboratory, Phoenix

**Penny Dechant, CLPE**

Criminalist/Latent Print Technical Leader, Arizona Department of Public Safety Crime Laboratory, Phoenix

This workshop is also offered as W39 on Tuesday and W40 on Wednesday. The learning objectives are provided under W39.

8:00am – Noon

W58 \$40 (Basic Training Level)

## Light and Photography

**David J. Doglietto, CSCSA**

Senior Investigator, California Department of Corrections & Rehabilitation, CTF-Soledad, State Prison, California

**Edward "Ted" McDonald and Michael "Mike" Hulihan**

Senior Instructors, Department of Homeland Security, Federal Law Enforcement Training Center, Glynco, Georgia

Chances are that your crime scene will not occur at high noon on a gloriously sunny day. Let's face it; you're going to need to either be creative with the light that is available to you or you're just going to have to bring your own. This workshop is designed with the crime scene or laboratory technician in mind. We will explore the relationship between light and the camera, the different lighting options available to the photographer, and the proper application of these options in creating images that will be useful to subsequent courtroom proceedings. An emphasis will be given to laboratory macro-photography using different lighting techniques to capture that perfect image. We will also explore the use of panoramic photography in your crime scene. This workshop is designed for the intermediate student who has a working knowledge of their camera and the ability to change camera settings. Don't forget to bring your cameras, tripods and flashes! **Friday is the only day this workshop is offered.**



[Register Now, Click Here](#)

8:00am – Noon

W61 \$30 (Basic Training Level)

### **Latent Print Comparison 101 for CSI's**

**Michael Campbell, CSCSA**

Training Coordinator, Ron Smith and Associates, Inc., Pewaukee, Wisconsin

Trying to connect a suspect to a crime or eliminating them from further consideration is the reason we process so many crime scenes. Latent prints do that job very well because of their unique ability to be searched through an AFIS system against millions of possibilities, which can then allow the examiner to quickly identify potential suspects. In many cases where you have no other worthwhile leads, those latent prints can provide a definitive answer very efficiently. But not all latent prints are created equal and as a crime scene tech, investigator or supervisor it could be less frustrating if you knew more about the prints you recover and submit.

If you have ever felt that the prints you have worked so hard to collect don't receive proper consideration and are unfairly labeled "No Value" come and see for yourself what needs to be found in those little pieces of print. While this workshop will not make the participant a fingerprint examiner, it will give you a much better understanding of what an examiner needs to see in the prints that are submitted and how the attendees can improve their chances of a match by understanding this evidence better. Participants do not need to have previous training in fingerprint identification to benefit from this workshop.

This workshop is designed for crime scene technicians, detectives/investigators, their supervisors, medical examiner investigators and others associated with crime scene investigations, as well as those who are new Tenprint or Latent print examiners and those who want a "refresher." This workshop will assist the participants with the recognition of their patterns and other "class characteristics and learn new and proper terminology and get a grasp of what a "print of value is" what "AFIS quality" means and many other facets of this important field. **Friday is the only day this workshop is offered.**

8:00 – Noon

W64 \$40 (Advanced Training Level)

### **Three F's; Forged, Fabricated and Fraudulent**

**Sandra Siegel, CLPE**

Senior Latent Print Examiner, Forensic Division, Austin Police Department, Texas

We are taught to study distortion during the analysis phase of ACE-V, but there are other things we need to be looking for during analysis. In the past it was considered taboo to talk about forged or fabricated prints in the fear people would learn how to do it. We need to study it to be able to detect. This workshop will discuss the different ways fingerprints are forged or fabricated and ways people have tried to obscure their fingerprints. After the presentation each student will try to forge or fabricate fingerprints using some of the techniques discussed during the presentation. **Friday is the only day this workshop is offered.**

8:00am – Noon

W73 \$40 (Intermediate Training Level)

### **Staged Crime Scenes: Crime Scene Clues to Suspect Misdirection of the Investigation**

**Grant D. Graham Sr., CBPE, CSCSA**

Forensic Supervisor, Fayetteville Police Department, Fayetteville, North Carolina

This workshop is also offered as W72 on Thursday. The learning objectives are provided under W72.

8:00am – Noon

W76 \$30 (Basic Training Level)

## Shooting Incident Documentation

**Cory Latham CSCSA, CBPA**

Senior Special Agent, Kansas Bureau of Investigation, Great Bend

**Eric Moore CCSA, CBPA, CLPE**

Forensic Scientist, Kansas Bureau of Investigation, Great Bend

This workshop is also offered as W75 on Thursday. The learning objectives are provided under W75.

8:00am – Noon

W81 \$70 (Advance Training Level)

## Forensic Digital Image Processing Tips and Techniques

**David "Ski" Witzke**

Vice President, Program Management, Foray Technologies

In addition to confronting the CSI effect in the courtrooms, we also have to confront the confusion caused by the National Academy of Sciences (NAS) report released in February 2009. Within 90 days of its release, Justice Scalia cited the report in a Supreme Court decision stating that "Forensic evidence is not uniquely immune from the risk of manipulation .... Serious deficiencies have been found in the forensic evidence used in criminal trials." In October 2009, the Supreme Court of Arizona stated in its ruling in *Lake v. City of Phoenix* (222 Ariz. 547, 218 P.3d 1004) that "if a public entity maintains a public record in an electronic format, then the electronic version, including any embedded metadata, is subject to disclosure under our public records laws." This case has been used in numerous cases in the states of Washington, Florida, North Carolina, and so forth to challenge the integrity of electronic files.

During this workshop you will learn advanced concepts of forensic digital image processing as well as learn a wide variety of tips and techniques. While these techniques are of tremendous value and aid in the analysis, comparison, evaluation and verification of latent prints, these tools are also extremely useful in many other disciplines, including but not limited to questioned documents, footwear and tire tread, firearms, and so forth. Some of the more advanced techniques that will be presented in this program include removing backgrounds that interfere with the analysis of digital images using a Fast Fourier Transform (FFT) filter. It will also include special techniques such as identifying distortion in large-area objects, such as footwear and tire tread as well as how to stitch multiple segments for tire tread and footwear analysis for better quality high resolution images. **Friday is the only day this workshop is offered.**

8:00am – Noon

W108 \$30 (Intermediate Training Level)

## The Cold Case Epidemic: Strengthening the Circumstantial Case

**Dr. Laura G. Pettler, CSCSA**

Owner, Carolina Forensics, LLC, Waxhaw, North Carolina

This workshop is also offered as W107 on Wednesday. The learning objectives are provided under W107.



8:00am – Noon

W110 \$45 (Advanced Training Level)

### Advanced Palm Print Comparison Techniques

Ron Smith, CLPE

President, Ron Smith & Associates, Inc., Collinsville, Mississippi

This team approach lecture/workshop will encompass the major high points of Ron Smith's internationally recognized three-day palm print seminar. The purpose of this workshop is to substantially improve the ability of the latent print examiner to conduct latent print comparisons in a more time and cost efficient manner. It is designed to benefit examiners and crime scene specialists at all expertise levels from the new trainee to the latent print section supervisor. This is accomplished by teaching the students how to recognize the numerous "orientation clues" that normally appear in palm prints. Practical exercises will be conducted on the overhead screen so fingerprint magnifiers are not required for participation in the workshop. Both instructors will be involved in the lecture material as well as the practical exercises. As always, the work will be intense but not as intense as the fun! **Friday is the only day this workshop is offered.**

8:00am – Noon

W114 \$30 (Basic Training Level)

### Describe, Define, Defend and Demonstrate Workshop

Haria Haught, CLPE

Manager/Latent Print Examiner, Hernando County Sheriff's Office, Brookville, Florida

Mark Zabinski, CLPE, SCSA

Criminalist II, Latent Print Examiner, Rhode Island State Crime Lab, Kingston

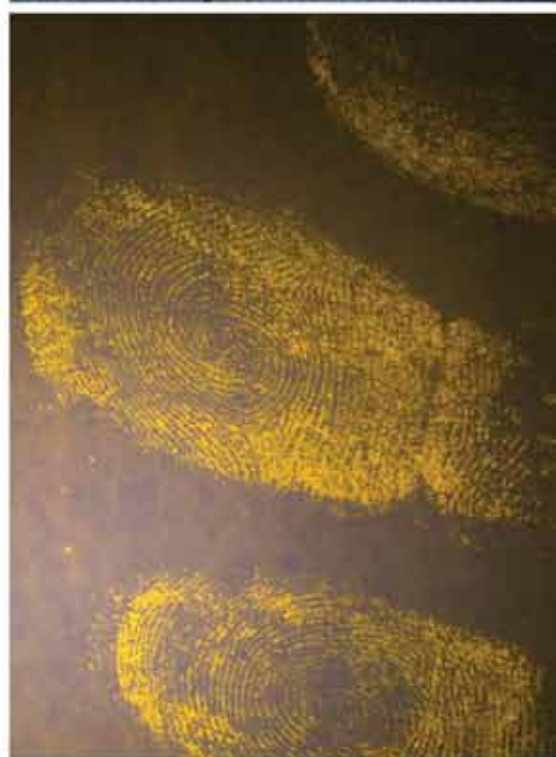
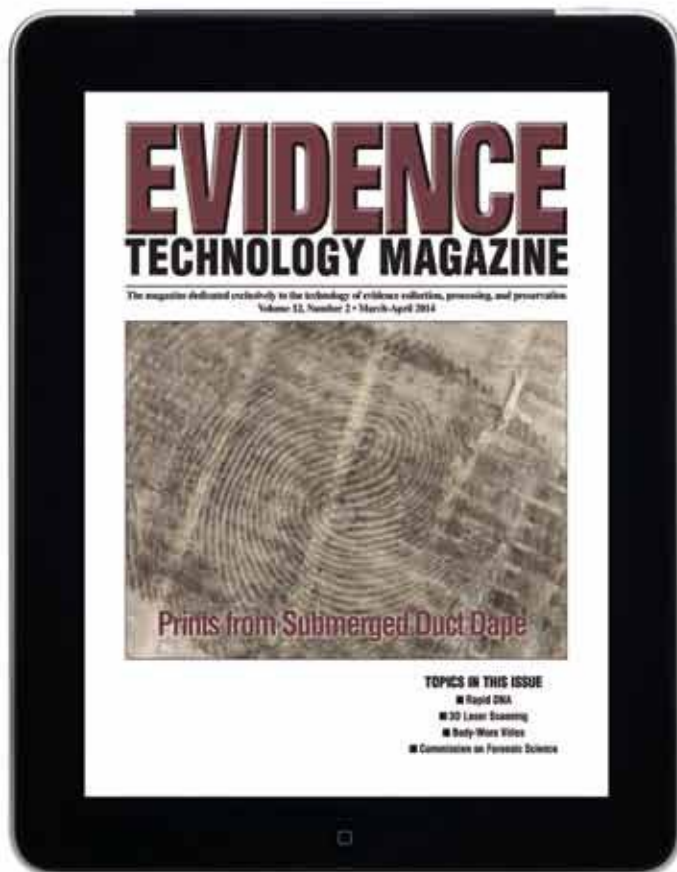
This workshop is designed for individuals who have never testified and for those that are seasoned in testifying. This will be a great source of information to those that are starting their career or a nice refresher to those that are veterans. Anyone in the forensics field will pick up some type of helpful tip. Topics of discussion in the lecture portion will include subject matter related to testifying, preparation and courtroom charts (Latent Prints). The workshop portion will include a hands-on approach to making your own digital courtroom chart on a PowerPoint program. Laptops will not be provided; therefore, you are welcome to bring a laptop for the "practical" segment of the class. Please supply something to save your completed work on as well. **Friday is the only day this workshop is offered.**





# Print, Digital, and Online

Evidence Technology Magazine is more than a bi-monthly magazine focused on evidence collection, processing, and preservation. It's also a portable and interactive Digital Edition with bonus content ... it's monthly eNewsletters ... and it's up-to-date web content ... dedicated to keeping you informed on the fields of forensic science and crime scene investigation.



**SUBSCRIBE TODAY:**  
[EvidenceMagazine.com](http://EvidenceMagazine.com)

**EVIDENCE**  
**TECHNOLOGY MAGAZINE**






# International Association for Identification

The International Association for Identification (IAI) is an international professional association community for forensic identification experts. Comprised of individuals worldwide who work in the field of forensic identification, the IAI has over 7,000 members from over 77 countries, and remains the oldest and largest forensic science/identification association in the world.

## Need a good reason to join the IAI? Here are 5 Great Ones!

1. Educational Opportunities – Training and educational seminars offered throughout the year at many sites.
2. Keep Pace with the Profession – Our Conferences and Seminars offer the training necessary to stay abreast of new practices and technology.
3. Job Opportunities - Employment announcements are available to our members.
4. Professional Connections – Online access to the IAI Membership Directory.
5. Continued Professional Information - The Journal of Forensic Identification (JFI), an internationally-recognized bimonthly scientific journal is distributed to all members. The JFI includes articles by international authorities on original investigations, experiments, testing, and reviews in all branches of forensic identification.



### The following forensic disciplines are recognized by the IAI.

- Biometrics Information Systems
- Bloodstain Pattern Analysis
- Crime Scene Investigation
- Digital Evidence
- Firearm and Tool Mark Examination
- Footwear and Tire Track Examination
- Forensic Anthropology
- Forensic Art
- Forensic Laboratory Analysis
- Forensic Odontology
- Forensic Photography and Electronic Digital Imaging
- Forensic Podiatry
- General Forensics
- Latent Print Identification
- Questioned Documents
- Tenprint Identification

Follow the link for detailed information and to apply for membership:  
<http://www.theiai.org/membership/>



## CERTIFICATION PROGRAMS

The IAI has established a professional forensic certification program that is accredited by the Forensic Specialties Accreditation Board (FSAB)\*.

Certifications available are:

- Bloodstain Pattern Analyst
- Crime Scene
- Footwear
- Forensic Art
- Forensic Photography
- Forensic Video
- Latent Print
- Tenprint

\*The Forensic Video Certification is not currently accredited by FSAB

Each program consists of rigorous educational requirements, certification testing and includes a recertification procedure. Each certification is administered by a board composed of discipline experts. All programs operate under a quality assurance program approved by the IAI Board of Directors.

**Please see the website to learn more about the IAI Certification Program and to download the Certification Program Operations Manual: [Theiai.org/certifications](http://Theiai.org/certifications)**